



## Annual Spring Garden Tours



Hilltop's Spring Tours include an eclectic collection of Baton Rouge's intimate spaces and grand gardens culminating with an unforgettable bonus tour in beautiful St. Francisville. Three Sunday afternoon tours from 1-5pm kick-off on April 7th with a "A Walk in Walden." The tour features 7 gardens set against a backdrop of magnificent lakes and wildlife in Walden Subdivision. "A Pastiche of Garden Styles" on May 5th offers 5 gardens that embody our Southern garden traditions from formality, to natural forms and eclectic plant collections. On May 19th the season culminates with "An Afternoon in St. Francisville." You won't want to miss the period gardens at Sunnyside Plantation, a picnic under the trees at St. Mary's Episcopal Church (see details pg. 12), and a walk in a mature beech-magnolia woodland setting at the Mary Ann Brown Preserve.

---

*"our most successful ever"*

## Hilltop's 2013 Garden Symposium Recap!

This year's garden symposium "Nourishing Gardens: Adding Fruit, Vegetables and Herbs to Your Garden" was our most successful ever. We sold 150 tickets and filled the auditorium at the LSU Design Center on Saturday, Jan 19, 2013. Guest speakers included Peter Hatch, noted author and director of gardens and grounds at Monticello, Suzanne Turner, professor emerita of landscape architecture at LSU and owner and principal of Suzanne Turner Associates and Dr. Jeff Kuehny, horticulture professor and resident director of LSU AgCenter Burden Center. Immediately following the program, attendees toured Baton Rouge's premier edible gardens. Thank you to all our com-

*(Continued on page 10)*



## FROM THE DESK OF THE PRESIDENT

**I have great news to report.** Groundbreaking Day for the new education facility was an event that the Friends of Hilltop, our generous capital campaign donors, LSU, and the LSU Foundation has been working and building toward for many, many years. It's no longer something that we're thinking about on the horizon. It's here! Lincoln Builders of Baton Rouge, our general contractor, announced the estimated date of completion of the project is August 2013. I hope you enjoy the article (below) written by Aaron Mooney (from LSU Media Relations) who attended the groundbreaking.

### LSU Hilltop Arboretum Breaks Ground on \$1.28 Million Expansion

LSU's Hilltop Arboretum educational facility hosted a groundbreaking ceremony on Tuesday, Feb. 26, in the arboretum's Margaret Holmes Brown Pavilion, to officially announce plans for a \$1.28 million expansion project.

The new 2,050-square-foot Imogene Newsom Brown Education Facility – named in honor of the late initial donor to the project – will more than double the existing facility space. The facility will feature the Beverly Brown Coates Auditorium, and will also house a conference room and warming kitchen.




From Left: Sue Turner, Dr. William Jenkins, Cathy Coates, Alkis Tsolakis, Dudley Coates, John Murrill, Beverly Coates, Keith Keller, Peggy Davis Coates, Joe Benjamin, Scott Singletary

The facility will also be the first LSU building to be registered with the U.S. Green Building Council for possible Leadership in Energy and Environmental Design, or LEED, certification, according to LSU System Interim President and LSU Interim Chancellor William Jenkins. He described the honor as being “a significant contribution to LSU in its entirety and to the community.”

LEED-certified buildings are designed to lower operating costs and increase asset value, reduce waste sent to landfills, conserve energy and water, be healthier and safer for occupants and reduce harmful greenhouse gas emissions. LEED-certified buildings qualify for tax rebates, zoning allowances and other incentives in hundreds of cities.

Also included in the new facility will be a courtyard designed by Nelson Byrd Woltz Landscape Architects of New York will anchor the education facility to the exiting open-air pavilion. Named the Bert and Sue Turner Courtyard, it will provide an important demonstration for best practices for developing outdoor living space that extends the indoor space into the landscape, and works in concert with natural systems to utilize water and plant resources in a sustainable way.



*John Murrill*

In addition to educational programming, the new structure will also host fundraising events and will be the final piece of a 1999 building plan that includes the existing administrative building, library and open-air pavilion designed by award-winning Lake Flato Architects of San Antonio, Texas.

LSU College of Art & Design Dean Alkis Tsolakis said that the groundbreaking occasion is very symbolic in the world of architecture.

*“Groundbreaking commemorates the moment when our ancestors stopped hunting and gathering and began planting and building,” he said. “This is a momentous occasion, marking a new beginning with Mother Earth. At the LSU College of Art & Design, we continue the traditions of groundbreaking – planting and building. Hilltop is, for us, one of those increasingly rare places where the harmony between planting and building and the harmony between the garden and the world are kept alive.”*

LSU Robert Reich School of Landscape Architecture Professor Van Cox, also a former interim director of the school, recounted how Robert Reich – the late LSU landscape architecture professor who founded the department – befriended Emory Smith, Hilltop's donor, and often brought students to the site “not only to learn about the plant material, but to meet the wonderful person who loved the landscape.”

*“That's one of the reasons why we find this new classroom facility to be so wonderful,” Cox said. “We will finally have a climate-controlled space to come to and teach some of these classes, and also because our students will begin to see the legacy of Emory growing as this facility improves. There's no greater lesson to learn from that.”* Our Hilltop Director Peggy Davis Coates said the Friends of the LSU Hilltop Arboretum group raised all funds for the expansion project through more than 300 private donations. She added that construction of the facility is set

Friends of Hilltop's Hodge Podge

announces its seventh annual

# SPRING PLANT FLING

Saturday, MARCH 23rd, 2013

9:00 a.m. - 2:00 p.m. ~ Hilltop Arboretum ~ 11855 Highland Road

This word from the Hilltop Hodge Podge Bunnies: Don't put all your horticultural eggs in one basket!!! Get ready to fill your Easter garden carts with a veritable botanical bonanza of trees, shrubs, perennials, fruits, vines, ferns, gingers, incredible edibles, and grasses ... some old, some new, some borrowed from our devoted lieges' plots, some harvested from founder Emory Smith's Hilltop garden. From Abutilon to Zephranthes, we've got you covered without throwing you over the fiscal cliff!

Plants in the Hilltop heirloom category include:

Red Buckeye [*Aesculus pavia*]  
Mayhaw [*Crataegus opaca*],  
Devil's Walking Stick [*Aralia spinosa*]  
Sassafras [*Sassafras albidum*],  
Taiwan Cherry [*Prunus campanulata*],  
Wake Robin [*Trillium foetidissimum*],  
Snowbells [*Leucojum aestivum*]



"Doc" Robert Reich picking snowbells with grandchildren at Hilltop in 1984. Snowbells will be available for sale at the Spring Plant Fling.

Plants guaranteed to **s-t-r-e-t-c-h** your garden's horizons:

Mexican Weeping Bamboo [*Otatea acuminata*],  
Nickel Silver Dyckia [*Dyckia platyphylla* 'Nickel Silver'],  
Red Gum Eucalyptus [*Eucalyptus camaldulensis*],  
Mexican Mountain Sugar Maple [*Acer saccharum* spp. 'Skutchii'],  
Baby Burgundy Crinum [*Crinum* sp. 'Baby Burgundy'],  
Red Carpet Sedum [*Sedum spurium* 'Red Carpet']

Wait! Don't put down your trowels yet!!! There's more! We will also avail ourselves of this opportunity to host a mini "Yarden" Sale stocked with gently abused, shabby chic gardening miscellanea solicited from our Friends and our extended, and notoriously funky, fan base.

**You're gonna love it! Be there!**

a listing of the plant materials being offered at the sale will be posted one week prior on the Hilltop web site:  
([www.lsu.edu/hilltop](http://www.lsu.edu/hilltop))



## Spring Garden Tours

### ~ Tour I ~

### "A Walk in Walden"

Sun, April 7, 1-5pm



Enjoy a walk through the tranquil streets of Walden Subdivision designed by landscape architect Van Cox and developed in the 1970's. It is a mature, well-kept secret in Baton Rouge, tucked in the heart of southeast Baton Rouge away from the hustle and bustle of nearby businesses. The uniqueness is found in the overall design -- each home is located on a cul-de-sac, nestled in magnificent views of three lakes, foundations and cypress trees. This is a habitat for egrets, blue herons, geese, ducks, owls, and other native animals. It is often used as a training ground for the LSU School of Landscape Architecture.

Thanks to Vallan Corbett (Hilltop Board Member & Walden Homeowners Association Grounds Chairman) we know you will enjoy the refreshments, snacks and music by local band "Hungry, Hungry" anytime from 1-5pm at the Walden Clubhouse, a true neighborhood amenity.

### Phyllis Nola

8021 Walden Road, Cul-de-sac D

*Walden has always been my dream subdivision. In 1989 I was fortunate enough to design and build my home there. About 10 years later I designed and planted two gardens, which quickly became my favorite rooms. The side garden, off of the kitchen, is private, shady and peaceful with the "boss" of the space being a magnificent Natchez white crape myrtle with silver colored outer bark*

*that peels off every year to expose its distinctive cinnamon colored inner bark. Shade loving plants provide a variety of texture and color. Strategically placed within the garden space are architectural touches including a rustic iron fence, a welcoming wrought iron garden seat, and an outdoor gallery of my original slate art. The slate was reclaimed from a local building damaged from recent hurricanes. I thoroughly enjoy painting on this natural "canvas." Selected pieces will be available for sale the day of the tour.*



*The rear garden is a splendid "New Orleans" style courtyard, complete with a lion's head fountain and stocked coy pond. Weathered plantation shutters from New Orleans are incorporated into the design of the privacy fence along with more pieces of slate art here and there. Parsley hawthorn, blood bananas, althea, miniature day lilies, fig vine, colocasia and seasonal annuals are a few of the plants featured in and around the perimeter of the courtyard. The back porch lends itself to quiet contemplation or inspired conversation with its handmade "bent willow" rockers and love seat accompanied by a 100 year old shutter repurposed into a coffee table.*

### Dr. Lynn Tucker & Stevzy Myer 8011 Walden Road, Cul-de-sac D

*Walden has been my home for over ten years. When we moved here the yard was a disaster. It has truly been a work in progress to transform the grounds to a more pleasing environment for the birds and butterflies, and us. Drainage was a huge problem in the backyard. With the help of a wonderful landscape architect the hardscape was developed to simulate a rock path to a larger collection basin and underground drainage to the street. We elected to not have a wooden fence but instead plant a hedge row of camellia sasanqua which provide wonderful color and refuge for the birds. Many different textures are found among the plants which include loropetalum, roses, fatshedera, camellias, rudbeckia, ajuga, oak trees, magnolia, sweet olive, banana, lantanas, coreopsis, leather fern, azaleas, bromeliad, and many other interesting plants.*

*The front courtyard was also completely redone except for the aggregate walks. There is a rose that was brought from our home in Pollard Estates that was given to us when we married sixteen years ago. It is prolific bloomer*

(Continued on page 5)

## Spring Garden Tours

(Continued from page 4)

of floribunda pink blossoms. The open spaces are used for annuals. 'Knock Out' modern roses, one of the most disease resistant roses on the market, are used in the large brick planter facing the cul-de-sac street. Both areas are enjoyed for the serenity and listening to the birds. In the common ground we planted fruit trees for all the neighbors to enjoy.

Emily Stich And Jim Willis

1859 Applewood Road, Cul-de-sac U



Emily and Jim come from different ends of the gardening spectrum – she likes a loose, informal style with plants spilling into the walkway, and he likes the line-up-and-salute style, reflecting his Army brat childhood. When they moved here two years ago, they compromised on low-maintenance in this garden. Newton Landscape Group's transformative design identified and corrected inherent problems. This new outdoor living space takes full advantage of the property's finest feature – water.

In keeping with the contemporary architecture of the house, the infant garden's lines are clean, spare and simple. Last summer the back garden was a mish-mash of pea gravel paths through mostly empty beds, victims of significant Hurricane Gustav damage and the resultant loss of large trees. But the clear-out provided an opportunity to make the serene pond setting the rightful focal point. Wildlife watching is a constant joy.

A very Zen water feature provides movement and the softest sound of water. Beds and borders surrounding the crushed limestone patio are usually mono-botanical, or nearly so, like a color block painting. The largest bed features Hilltop plants attractive to hummers and butterflies.

Debbi and Michael Boigs

1829 Applewood Road, Cul-de-sac U

We purchased our home in Walden in the spring of 2000 complete with its gardens that extended around the entire perimeter of the home and beyond to the property lines. The existing gardens contained azaleas, roses, hawthorns, ligustrums, crape myrtles, hollies, wisteria, ferns, and various mature oak and elm trees. There was little change in the gardens until 2005.

In early 2005 we were faced with extensive drainage issues followed a few years later by a visit from Hurricane Gustav which took all but one of the mature trees and in the process created even larger drainage problems across our property. Thus began the long and arduous process of excavation, piping, grading, and redesigning the gardens. The final phase of the project was completed in the fall of 2012.

It is truly amazing that many of the plants that were present in 2000 when we bought the home survived all the stress and trauma to their habitat and are still here today accompanying my additions to the landscaping. This is especially true of the delicate ferns that grace the south-west side of our home.

The east side of our home is the front and while the gardens there are very diverse they are also more structured. The predominant feature of this section of the garden is Shi-Shi camellias and also includes Encore azaleas, plumbagos, flax, lantana, gardenias, hydrangeas, leather-leaf mahonias, acuba, indigo, carissa hollies, dwarf pittosporum varieties, banana trees, fatsia, and various grasses.

As you move toward the back of our home and to the courtyard areas, the gardens become more cottage style. Here you will find fire bush, bottle brushes, day lilies, irises, umbrella sedge, loropetalums, sweet bay magnolias, ardisia, mandevilla, clematis, Chinese fan palms, bromeliads, stag horns, bleeding hearts, crinum lily, hydrangeas, azaleas, evergreen wisteria, confederate jasmine, bamboo, old and new varieties of yesterday/today/and tomorrow and the aforementioned selection of ferns.

(Continued on page 7)



*Oh happy day! Construction of the education facility and courtyard has commenced.*

## SIGHTS AND SOUNDS OF PROGRESS WINE DINNER



Join the Friends of Hilltop Arboretum to revel in the excitement of  
a 13 year dream come true with good food, wine and friends!

**Tuesday, March 19<sup>th</sup> ~ 7-9pm**

**\$65 Per Person**

Matherne's Supermarket  
Wine Dinner Room  
7255 Highland Road

### Menu and Wines

A Toast to Progress  
*Veuve Clicquot, Reims, France*

Buttery Corn Pudding  
*St. Clement Chardonnay, Napa*

Stir Fried Five-Spice Pork with Napa Cabbage "Wrap"  
*Layer Cake Pinot Noir & Kunde Merlot, Sonoma*

Prime Rib & Roasted Garlic Mashed Potatoes  
*Sterling Vintners Collection Meritage, Central Coast*

Chocolate Pecan Brownies  
*Penfolds Club Tawny Port, Australia*

*Proceeds will be used to fund a summer internship for a worthy student.  
Seating Limited! Register at [hilltop@tigers.lsu.edu](mailto:hilltop@tigers.lsu.edu) or call 225-767-6916.*

## Spring Garden Tours

(Continued from page 5)

One can see all of this and even more when visiting our gardens. A portion of our gardens overlook Canoe Bend Lake which is home to egrets, blue herons, ducks, and geese. It is a truly wonderful and tranquil place to end the evening and especially to welcome each new day.

**Randy Harrison**  
1231 Thorzau Drive

*My husband and I moved into our home in 1984. We left a larger home and backyard which meant no more cutting grass. There was no landscape when we began the project. The erosion on the right side of our home was bad and the front yard was a sea of grass with a large sidewalk. The backyard was full of mature trees water oaks, sycamore and hickory.*

*Our next step was to meet with landscaping consultants Brenda Sory and Judy Lagarde, several contractors and the LSU Extension Service on plant recommendations and to analyze the soil. Then we put a lot of our own thoughts into it. Our goal was to have a gracious transition between the house, a lakeside patio garden and a front courtyard. We wanted to enjoy the lake view from inside as well as outside, with little or no obstruction from plants or decking. We also desired to view the courtyard from the interior.*

*We combined a total extensive plan to create a unified effect from the courtyard throughout the interior onto the rear patio garden overlooking the lake. Brenda Sory designed the overall landscape and the tiered beds. Judy Lagarde designed the courtyard. Our design goal is now reality. We have comfort, beauty, privacy, flexibility, low maintenance, and a good design balance. One of the main highlights of our home is definitely the views.*

**Patsy and Ron Perritt**  
1221 Thorzau Drive

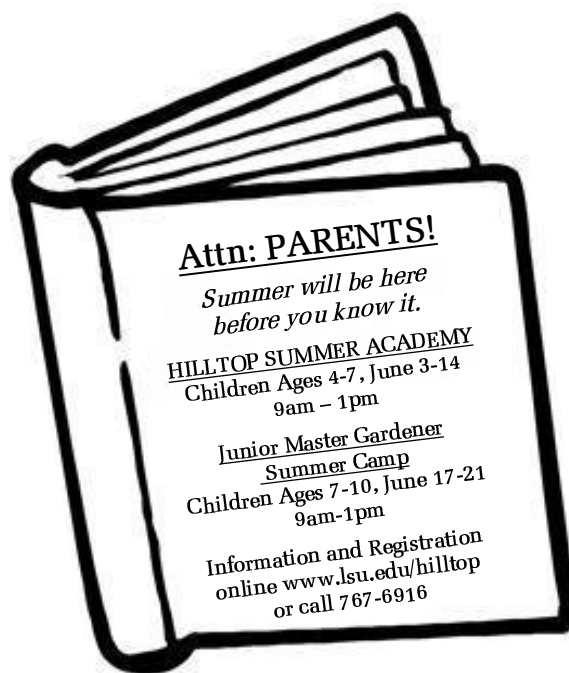
The intimate, entrance courtyard wraps around the house and opens to a lower annual planting bed with the lake as a backdrop. Star jasmine softens the brick wall and a dense carpet of homestead verbena surrounds a sugar kettle fed with water from the owner's grandfather's well pump. Near the front door the soft sound of cascading water comes from a large jar fountain set in a bed of ginger, root beer plant and other tropicals. Plantings of various textures and shades of green, punctuated with annual color, add to the cozy feeling of the space and make for a successful indoor/outdoor relationship.

**Walden Clubhouse**  
1201 Thorzau Drive

The Walden Clubhouse is a true neighborhood amenity with a beautiful new landscape designed by Herb Rogers, RLA, ASLA of Baton Rouge that includes edible plants for residents to enjoy. The entrance includes terrace plantings of crape myrtle, Japanese magnolias, petunias, pansies, and violas interwoven in lantana, holly and azaleas. Framing the facility is a citrus grove on one side and a camellia grove on the other. A courtyard includes a water well fed fountain that empties into a cascading stream that rushes downward to a pond below. Multiple planters with trailing petunias in repeating colors accent the courtyard space. A raised deck is the site of a seasonal, container herb garden of oregano, parsley, thyme, rosemary, cilantro, mint, tarragon, sage and bay leaf.

Once inside the clubhouse a flank of large windows reveal a stunning view of Canoe Bend Lake and its wildlife of Canadian geese, purple cranes, mallard and pintail ducks. Out the back and following the stream is a path that takes the walker past the gazebo with built in benches, down to the pond and across the bridge, where a particularly elegant outdoor room has been created with stones, mondo grass and fountains.

(Continued on page 8)





## Spring Garden Tours

### ~ Tour II ~



### "A Pastiche of Garden Styles"

Sunday, May 5, 2013, 1-5pm

Bring a camera or sketchbook and pencil to record all the interesting design ideas you will discover as you stroll through a pastiche of garden styles. Typical of most Southern gardens, this collection offers numerous design features borrowed from many different garden styles from around the world. From formality and order from the French, natural forms and eclectic plant collections from the English, bottle trees from the Africans and interesting use of water features and strong axial development from the Italians, you will take away many new ideas to use in your garden.

**Shirley and Danny Moraes**  
16842 Highland Road

Shirley and Danny Moraes purchased the home and property on Highland Road in January 2004, after some needed renovations they moved in their new home in July.

The Al Jones designed home was just what they needed for their growing family. The 2.5-acre property gave them plenty of room for their children to play, their dogs to roam and Shirley to garden. The property included a gunite pool and spa off the Master bedroom and a cen-

trally located fountain in the backyard. Existing live oaks planted in the front by the previous owner were fast growing to relate to several very mature live oaks original to the property.

Shirley and Danny working with the design team of Newton Landscape Group have reorganized the garden spaces around the property. Evergreen backdrops were provided for needed side property screening. An added play structure and a vegetable garden for the children along with reworking the planting design to include a larger variety of plants were the major landscape renovations.

Recently an arbor was added off the back of the home that provides much needed shade as well as night lighting in order for them to eat many meals outside and enjoy the refreshing breeze of fans above.

**Cindy Moran**  
935 Castle Kirk

*Our garden began 40 years ago when we built our home on a lot blessed with tall trees in the Magnolia Wood area. The initial site plan was done under the influence of Neil Odenwald who taught a course on residential landscaping. I discovered years later that Margie Jenkins was in the same extension class. Dr. Odenwald introduced both of us to the values of native flora and many of our original plants came from the nursery down the road i.e. -Emory Smith! The mature silver bell tree on the southwest lot line was one of his seedlings. The lot is divided into 2 areas-the ornamental garden and the working area which includes a greenhouse and raised test beds. The lot is graded to drain to a retention pond in the rear and we have deepened it four times in 40 years. The area around the pond is naturalized - our "woods."*



*In the seventies I started working in the nursery business, managed a retail garden center, then worked for a hard goods supplier and eventually opened in 1988 my greenhouse business. We are wholesale growers of bedding plants for retailers and landscape contractors. Conse-*

(Continued on page 9)



## Spring Garden Tours

(Continued from page 8)

quently, a feature of our landscape is the use of lots of blooming plants and also container gardening. Many begonias are featured in containers as they are my hobby plants. We also test new plants in the working area in the raised test garden. The greenhouse is used for propagation in the winter and forcing caladiums in the spring.

Some newer features in the landscape are the result of Gustav - loss of a 100' cherrybark oak by the driveway made room for a grove of pond cypress. The old driveway was replaced with pavers and the extra soil and broken concrete used to form the walled berm in the back yard. The pergola was added to the west side of the house to add shade lost when the oak fell. More broken concrete was used to edge the BIG compost bed behind the test garden. Color beds are changed 2 or 3 times a year - so there is always something new and every month is different, a requirement for every dedicated gardener.

### Marianna and Aubrey "Buck" Barber 6729 Pikes Lane



The garden of Marianna and Buck Barber is a 2-acre country garden in the heart of the city. Marianna says the Landscape design features of formality and simplicity were inspired by some of her favorite French, English and Italian gardens. As a whole the landscape design beautifully compliments their A. Hays Town home.

The garden is made up of a series of garden rooms you will want to spend time studying for ideas to take home to your garden. Some of the features of the back terrace include boxwood parterres, a holly allee and container herb gardens. Tucked into the side yard is a vegetable and cut flower garden. In the backyard, flowering bulbs of snowbells, daffodils and spider lilies have naturalized under the canopy of mature trees. Marianna harvested the bulbs from her country garden in Zachary. A picket fence encloses the vegetable garden and fruit tree orchard. Near the entrance garden gate you will find Marianna's mailbox from her country home in Zachary. Views to adjoining properties are screened with a collection of native trees and shrubs.

(Continued on page 11)



### JUNIOR MASTER GARDENER SPRING CAMP



MARCH 25-26, 2013

9am-1pm

For 2 Days:

\$50 Members ~ \$85 Non-Members

**S**ign-up today for the Junior Master Gardener Spring Camp for young gardeners ages 7-10. Join us and you'll have fun digging in the dirt, planting a cacti and vegetable container gardens to take home, creating gardening crafts, and exploring the hills and valleys at Hilltop. Children who participate will be eligible for Junior Master Gardener Chapter Pins: Chapter 2 (Water Drop) and Chapter 6 (Strawberry).

Nutritious snacks based on gardening themes will be provided throughout the day. Parents will provide a brown bag lunch and drink.

Online Registration ([www.lsu.edu/hilltop](http://www.lsu.edu/hilltop))  
or call 767-6916 or Email [hilltop@tigers.lsu.edu](mailto:hilltop@tigers.lsu.edu)



# Hilltop's Annual Garden Symposium



From Left: Randy Harelson, Suzanne Turner, Peter Hatch, Peggy Davis Coates, and Dr. Jeff Kuehny.



Burden Center:  
All-America Selection  
Display Garden



LSU Rural Life Museum: Montez Lagrange

*(Continued from page 1)*


munity partners who shared their gardens: University Lab School (Steven Babcock), Burden Center (Dr. Jeff Kuehny), BREC's Magnolia Mound Plantation (John Sykes), Beauregarden (Rev. Susie Thomas) and LSU Rural Life Museum (David Floyd).

The symposium would not have been possible without generous volunteers and sponsors. We can't thank them all enough! The members of the symposium committee this year were Randy Harelson (Chairman), Peggy Coates, Colette Dean, Paula Dille-

muth, Mary Johnson and Neil Odenwald. The Hodge Podge volunteers were responsible for organizing the plant sale, hospitality and registration. The symposium sponsors were Whole Foods, Community Coffee, McGlinchey Stafford PLLC, Taylor Porter Attorneys at Law, Goss Wealth Management Group and LSU Robert Reich School of Landscape Architecture. Sharon and Chris Werner hosted our speaker's dinner in their beautiful home and garden, with fires burning and magical lighting throughout. The symposium is always a special event for the LSU Hilltop Arboretum.



Magnolia Mound Plantation: John Sykes and Mary Lynn McMains



University Lab School:  
Steven Babcock



Beauregarden: Downtown Baton Rouge

## Spring Garden Tours

Debbie And Jerry Corbo  
243 Shady Lake Parkway

When Debbie and Jerry purchased their Lakeside Sub-division lot in 1984 it was a barren piece of earth with not a tree on it. The first project was to plant trees – Bradford pears, cypress, red maple, wax myrtle, tulip poplar, and crape myrtle. Of these original trees only the cypress, tulip poplar and crape myrtles remain - the Bradford pear trees split, the wax myrtle got ugly and the red maple had too many surface roots to plant under. After the tree plantings modest house-hugging front flower beds were added to meet with subdivision regulations.

Debbie and Jerry faced a real challenge with developing a garden in their backyard. The ground plane is not flat or rectangular it is a steep hill. In order to get usable space a two level deck was added. With the addition of a table and chairs – the space became their outdoor living room. To give quick shade four Bradford pears were planted – they did the job nicely for several years – then the branches began to bend so much Debbie was afraid they were going to cause the trees to split. They dreaded the thought of removing the trees and being in the hot summer sun. Debbie asked a tree expert (Paul Orr at Hilltop), about whether she could cut them back severely without killing them – he said yes. They did so about 4 years ago and are pleased with the result (although the first 2 years she admits they were not very pretty).

The next big backyard project for them was to add a stream and small pond. Debbie got the idea from watching the water as her daughters played on 2 'slip and slides' connected together on the hill. Water plants and fish enhance the pond setting. A small waterfall creates a soothing sound. At night the pond and stream are accented with lights.

As time went by Debbie added an interesting collection of plants - sometimes this meant removing old less interesting plants. She tries to have something blooming every month – if not in the ground – then in the many pots found on her deck. Uncommon plants include grevillea tree, edgeworthia, dickia, jatropha, Brazilian cloak, buckeye, golden showers shrub, turks turban, northern sea oats, variegated chinaball tree, poinciana, yellow hibiscus, Costa Rica crinum, Taiwan cherry, curculigo, papyrus, Japanese blueberry tree, kerria, Brazilian plume, yellow shrimp plant, blue shrimp plant, ribbon bush, peanut butter tree, aluminum plant, root beet plant, and Philippine lily.

**GOSS**  
WEALTH MANAGEMENT GROUP

Artie Fillastrø  
1554 Arlington Avenue

Artie purchased his Zealand Place home in 2003 because its New Orleans style was perfect for entertaining. Much of the vegetation surrounding his home was well established but overgrown at the time of purchase and there were very few places to plant annuals. The established plants include many traditional southern plants such as camellias, sasanqua, azaleas, crape myrtle's, sago palms, split leaf philodendrons, banana trees, hydrangea, jasmine, and wisteria. He wanted his house to be seen not hidden by overgrown vegetation. He also wanted his garden to be green and lush but still have flowers all year round. To accomplish this goal he spends time throughout the year pruning. Keeping the established plants pruned created room to accent his front garden with caladiums in the summer. In order to add more flowering plants he has also removed box hedges and ligustrums replacing them with stargazer roses and hibiscus. To accent these beds in the summer he plants vinca which adds bursts of color.

His back yard is a traditional New Orleans courtyard surrounded by a brick and wrought iron fence that jasmine and wisteria has been allowed to grow freely over creating the perfect amount of privacy. Initially the courtyard and house was completely shaded by an old oak tree which had to be removed after falling on the house. This shade made it very hard for many plants that require sun to survive. However, now the courtyard receives full to partial sun which allowed him to use tropical plants like hibiscus to add color. His back gardens remain green all year round, but like his front gardens he has created small areas where annuals are planted to add bursts of color. The back yard also includes a koi pond and fountain where the sound of water adds to the relaxing New Orleans atmosphere.

### Hilltop Spring Garden Tours Ticket Prices

The two-tour and bonus series packet is \$35. Tickets available at each garden the day of the tour. Single tour tickets \$20. Tickets available online at [www.lsu.edu/hilltop](http://www.lsu.edu/hilltop) at the LSU Hilltop Arboretum or call 225-767-6916 or email [hilltop@tigers.lsu.edu](mailto:hilltop@tigers.lsu.edu)



## Spring Garden Tours

### An Afternoon in St. Francisville

Sunday, May 19, 1-5pm

*Who doesn't love an afternoon in St. Francisville?* We've planned a beautiful and created a memorable afternoon in the hills of the Feliciana's. Before beginning the tour plan a stop in St. Francisville for restroom facilities. Thanks to the Hodge Podge volunteers plants will be available for sale at St. Mary's Episcopal Church!



**Marla and David Floyd**  
12383 Tunica Trace

As soon as David Floyd glanced across a country road in Louisiana's Point Coupee Parish and spotted Sunnyside Plantation's weathered façade peeking above a field of towering weeds, he knew the 1838 Bluffland-style home – once part of a cotton plantation – would forever be part of his life. The home was dismantled and moved to its new home in St. Francisville in 1997 where it has been meticulously restored.


The second floor overlooks the garden that fronts the home and backyard. Eighteenth and 19th century gardens are David's area of expertise, and he designed his own landscape to emulate the romance and charm of plantation life, adding a few period outbuildings - including a general store-style barn and a pigeonaire - to the mix. The front yard garden is a small formal parterre, which frames the front gallery of the home. A facsimile of a Louisiana kitchen garden of the 1850's period the backyard garden is designed with raised beds laid out in a symmetrical pattern on a central axis. The garden is enclosed within a picket fence with large narrow beds. Like most kitchen gardens of the time, the garden is a combination of vegetables, herbs, and flowers planted with heritage varieties of the 18th and 19th century. A rustic pigeon cote (pigeonaire) anchors the northern part of the garden and

holds a collection of 19th and early 20th century garden tools. Beyond the formal gardens, a small grove of pecan trees and a tunnel of flowering crape myrtles offer dappled shade, while hanging bottles and gourds sway in the breeze to guard against owls, crows, and chicken hawks.

### St. Mary's Episcopal Church

12790 Tunica Trace

St. Mary's Episcopal Church is just a hop, skip, and a jump up the road from The Floyd's home and garden. It was built in 1857 as a planter's church. The design is attributed to New York architect Frank Willis, a prominent proponent of the Gothic Revival. The church was deconsecrated in 1947 and after standing empty for years became overtaken by the surrounding forest. It was listed on the National Register in 1980. Since then a group of interested volunteers have been restoring and preserving it. They enthusiastically are opening the doors for us during the tour so please be sure to visit! And while there you can not only tour the church and shop for plants but also enjoy lunch on the grounds of St. Mary's Episcopal Church. An old-fashioned (but gourmet) picnic better known as a "Pique-nique Unique" prepared by the Martha Stewarts of West Feliciana is being offered for garden tour guests at a nominal fee. Pre-registration required.



#### "Pique-nique Unique in the English Countryside" St. Mary's Episcopal Church

Lunch served 12:00 ~ 3:00

Tour 12:00 ~ 5:00

\$12 (prepaid)

Call Paula at 767-6916 to reserve lunch now for the Bonus Tour!

### Mary Ann Brown Preserve

13515 Highway 965

The Mary Ann Brown Preserve consists of 110 acres of scenic beauty with centuries-old beach-magnolia trees and several streams that cross the property. The combination of sweet loess soil and the microclimate created by the deep ravines provides an environment with unique plant and animal life, and a great opportunity for bird watching. Perennial native plants you can expect to see in the gorgeous woodland setting include trillium, green dragon, traditional Jack-in-the Pulpit and Mayapple. For fern lovers glades of Christmas and wood fern carpet the

(Continued on page 13)

## Spring Garden BONUS TOUR!



(Continued from page 12)  
landscape.

This site was donated to the Nature Conservancy by the late Heidel and Imogene Brown in memory of their daughter, Mary Ann. Imogene was the first donor to support Hilltop's fundraising efforts to build a new education facility currently under construction.

The preserve contains roughly 2 miles of walking trails. The Main Loop Trail (1.3 miles) begins at the Trailhead near the front entrance gate, continues over numerous foot bridges through the preserve, past the pavilion, around the pond returns hikers to the front entrance gate entrance. Hikers may add 0.7 miles to their hike by taking the Outer Look, a spur trail off the Mail Loop.

## HILLTOP GARDEN BOOK & NATURE SHOP

*We are still Baton Rouge's best source for:*

BOOKS on Louisiana plants and gardening

TOOLS including Felco pruners and Corona saws

BIRDING hobby items



**SHOPPING HOURS**  
Tuesday through Friday  
9AM-4PM



## Entertaining at Hilltop

*Hilltop is there for your  
entertainment or meetings*

Looking for the perfect spot to have a small meeting, corporate party, family gathering, or wedding? The open air Margaret Holmes Brown Pavilion at Hilltop is just the place. It's in a beautiful setting surrounded by trees on the edge of a lake, and ceiling fans create a cool breeze. For smaller groups, the enclosed library down the walkway is ideal for meetings. Our rental policy at [www.lsu.edu/hilltop](http://www.lsu.edu/hilltop) has recently been updated. Please call 767-6916 or email [hilltop@tigers.lsu.edu](mailto:hilltop@tigers.lsu.edu) for availability and questions about rates.

*We'd be happy to help  
you entertain!*



Thank you to our newest  
corporate member  
Lincoln Builders of Baton Rouge.



**LINCOLN**  
BUILDERS  
OF BATON ROUGE, INC.

THE POWER OF INTEGRITY.

We appreciate your support and look forward to working with you as the general contractor overseeing the construction of our new education facility and courtyard.

# LSU NEWS!

## Thank You Van Cox and Ken Carpenter



Van Cox and "Doc" Reich at Hilltop

**V**an Cox has been a fantastic partner to the Friends of Hilltop Arboretum as the Interim Director of the Robert Reich School of Landscape Architecture. Under Van's leadership Hilltop's integration in the curriculum of the school has grown stronger. Hilltop was the focus of 2012 Design Week under visiting professor Lori Ryker and planting design projects under visiting professor Gary Smith. In addition, Van serves as an advisor on the Friends of Hilltop Board of Directors, a position he will maintain when he retires from the university in spring 2013.

Ken Carpenter (Interim Dean, LSU College of Art and Design) provided much needed funding for furnishings for the main office and library. We can't thank Van and Ken enough for supporting Hilltop in so many ways. Our educational and working relationship with LSU grows stronger and stronger.

---

## BRADLEY E. CANTRELL, DIRECTOR Robert Reich School of Landscape Architecture



LSU's Robert Reich School of Landscape Architecture has selected Associate Professor and Graduate Coordinator Bradley E. Cantrell to serve as the school's new director.

Cantrell, who joined the Robert Reich School of Landscape Architecture faculty in 2005, received his bachelor's degree in landscape architecture from the

University of Kentucky and his master's degree from Harvard University. His research and teaching focus on using digital techniques to represent landscape form and processes. This work in digital representation ranges from improving the workflow of digital media in the design process, to providing a methodology for deconstructing landscape through compositing and film editing techniques. He is the co-author of "Digital Drawing for Landscape Architecture," a widely adopted textbook, and, more recently, "Modeling the Environment."

Cantrell said as director, he will focus on continuing the efforts that have garnered the Robert Reich School of Landscape Architecture top billing in annual rankings of U.S. landscape architecture graduate and undergraduate programs compiled by DesignIntelligence, the leading journal of the design professions.

"I expect to continue the great traditions of LSU and the Robert Reich School of Landscape Architecture as we continue to define landscape architecture globally through the lens of the Gulf Coast region," he said.

---

## ALKIS P. TSOLAKIS, DEAN College of Art and Design

Alkis P. Tsolakis, former professor of architecture and acting director of the art department at Drury University in Springfield, Mo., is the new dean of the LSU College of Art & Design.

Tsolakis earned his Bachelor of Arts degree from the University of Pennsylvania in 1970 and his Master of Architecture degree from the University of Oregon in 1974. He is registered professionally as an architect with Greece's Ministry of Public Works, and is also a member of the National Technical Chamber of Greece, the Association of Greek Architects and is an associate member of the American Institute of Architects.



Tsolakis has worked on the architecture faculty at Drury University since 1987, serving as an assistant and associate professor before becoming a full profes-

*(Continued on page 17)*



*Do the River Road Ramble with Michael Hopping*

Tuesday April 9th, 2013  
Hilltop Member \$115 & Non-Member \$135

For everyone that knows him, all will agree that Michael has an eye and a love for art, architecture, history, and design. What better person to lead us along the scenic River Road and share his knowledge of well-known (and little-known) points of interest all the way from Carville to Vacherie. Even though you may have ridden down the River Road many times as I have, Michael is able to enlighten you with inside stories and facts about homes, churches, and gardens that give new life to what we think we know. The Smithsonian Institute has described this picturesque drive as the "Museum of the American South."

Former clients of Michael's own a restaurant in an ancient building along the way where we will enjoy our lunch with authentic St. James River Road cuisine. After lunch we will cross the bridge to the other side of the river and wind our way down that road with tours scheduled at:

**Laura: A Creole Plantation** This tour is based on the diary of Laura Lou-col. It has been listed as the best tour in Louisiana. I have to agree!

**Evergreen Plantation:** It is known as the most intact plantation complex in the Southern United States with 37 buildings listed on the National Register of Historic Places. It has only been open to the public for 2 years.

Crossing back over the river, Michael has invited us to his home in Paulina for wine and cheese and a personal tour. While his garden is still a work in progress, gardens of many of his clients have been featured in national magazines. He was strongly influenced by Hays Town and Steele Burden. He has, however, restored this 1840's raised Creole Plantation, now known as Perique, inside and out. The furnishings and collections reflect Louisiana at its finest and the stories of how he acquired the home and brought it back to life are fascinating. It will be featured in Louisiana Life in the very near future. What a privilege it is for him to open his home for us. Call Paula Dillemoth @ 767-6916 to register today!

**CORPORATIONS HELP SUPPORT HILLTOP**

We need you! Does your company want to support Hilltop? Hilltop would love to put your logo on this page. Become a corporate member! Benefits include sponsorship recognition and tickets for Hilltop programs, radio and billboard recognition, and use of the Margaret Holmes Brown Pavilion for a corporate event. More information can be found at our website, [www.lsu.edu/hilltop](http://www.lsu.edu/hilltop) under the membership link, or you may contact us at 225-767-6916 or [hilltop@tigers.lsu.edu](mailto:hilltop@tigers.lsu.edu)



**JEFFREY CARBO**

LANDSCAPE ARCHITECTS  
SITE PLANNERS

ALEXANDRIA \* BATON ROUGE

## What Our Friends Are Doing

### Burden Horticulture Society

For additional information:  
[psm0203@bellsouth.net](mailto:psm0203@bellsouth.net)  
[225] 927-8459

### *REFLECTIONS IN THE GARDEN*

Mondays ~ noon-1pm

April 1 ~ Monet's Garden, Sandra Patrick  
May 6 ~ Garden Diaries and Martha Turnbull, Suzanne Turner FASLA  
June 3 ~ From Garden to Kitchen, Kyle Huffstickler

### *SPRING SING AT WINDRUSH GARDENS AT BURDEN*

Apr 13, 6-8pm

### EBR Master Gardeners' Activities

For additional information:  
[mtauzin@cox.net](mailto:mtauzin@cox.net)

### *EBR PLANT SALE*

Apr 13-14  
Burden Center

### EBR Recycling Office

For additional information:  
[www.brgov.com/recycle](http://www.brgov.com/recycle)  
[225] 389-5194

### *HOUSEHOLD HAZARDOUS MATERIALS COLLECTION EVENT*

Sat, Jun 1, 9am-1pm  
Memorial Stadium

### *LOUISIANA EARTH DAY*

"Recycle Fair" Section  
Sun, Apr 21

### Garden District Civic Association

For additional information:  
[dprowe@lsu.edu](mailto:dprowe@lsu.edu)

### *TOUR OF SUSTAINABLE HOMES & GARDENS*

Sat, Apr 20, 2-5pm



# HILLTOP Thanks One & All !

August 1, 2012 to February 15, 2013

## Capital Campaign Contributors

**Turks Cap \$500-999**  
Jan and Van Cox

### Annual Appeal

**\$1,000 +** Dudley and Beverly Coates, John Turner and Jerry Fischer

**\$100-999** Diane and Charles Bradley, Claudia and "B" Brian, Fay and Phelan Bright, Beverly and Dudley Coates (for Connie and Fritz Hollenberg, Bordelon/Holmes/Lacey Families, Marilyn and Doug Whitehurst), Catherine Coates, Anne Dunn, John and Elizabeth Thomas Foundation, Murrill Family Fund, Randy Harelson, Mary Terrell and Cheney Joseph, Michael Klopff, Helen Levy, Susan and Richard Lipsey, Juliette Martin, Deb and Ken McMillin, J. W. Nixon, Neil Odenwald, Judie Patrick, Teresa Rome, Sarah Schoeffler, Patricia Day and Joe Simmons, Charlene and Jakk Stovall, Janice and Cornell Tramontana, Sue Turner

**\$50-75** Margaret Campana, Charles Coates Jr., Maradee and Curtis Cryer, Peggy Duerr, Susan Eaton, Julia and Buddy Hawkins, Pat and Richard Hollowell, Kay and Trent James, Allen Owings, Sarala Palliyath

**\$25-49** Mr. and Mrs. T.R. Betts, Elizabeth and Clyde Day Jr., Debra Coltharp, Helen and Dudley Fricke, Melanie Hirschfeld, Preston W. Huey Jr., Katherine Jacobs, Martha E. McCrory, Mary Keith Sentell, Patricia and Charles Weigel

## New and Renewing Members

**Cypress \$500-\$999**  
Carole and Mark Guillory, Debra and Ken McMillin, Beth and Dave Morgan, Josephine Nixon

**Magnolia \$250-\$499**  
Greater Oak Hills Association, Janet and Dick Hearin, Judie and Kirk Patrick, Denise and Terry Tuminello

**Dogwood \$100-\$249**  
Margaret and David Bach, Roby Bearden, Bobbie Bankston, Sue Bartlett, Linda and Bob Bowsher, Claudia and "B" Brian, Lori Byrd, Roy Coats, Vallan Corbett, Jane and Jimmy Culpepper, Anne Dunn, Judy and Frank Foil, Barbara and Mickey Freiberg, Winifred Gill, Mark Goodson, Joanne Grimsley, Ava and Cordell Haymon, Katherine Inzer, Mary Johnson, Mary Terrell and Cheney Joseph, Laura L'Herisson, Ann and Bill Monroe, De Ette and Mike Montalbano, Linda and Rawlston Phillips, Joann Wurtele

**Azalea \$50-\$99**  
Sissy and John Bateman, Frances Boudreaux, Joy and Jimmy Boudreaux, Ken Burk, Betty Dupont, Sandra and Jimmy Fox, Hartwell Harris, George Irwin, Ann Reiley Jones, Kay Martin, Rusty McSparrin, Margaret and James Meyer, Darla and Marc Pastorek, Pat Pike, Rose Marie and Jimmie Powell, Dorothy Prowell, Gail and Bill Pryor, Mary Sentell, Cheryl and Wayne Stromeyer, Sabrina Taylor, Lynn Tucker-Myer, Jenneke Visser, Donna Welch, Ann Whitmer, Beckie and Ken Wilson, Dorothy Wood

### **Violet \$35-\$49**

Paul Arceneaux, Edith Babin, Steven Bankston, Debbie Bennett, Darlene Bonadona, Douglas Bourgeois, Karolyn and William Bull, Linda Bush, Carole Canale, Holly Carville, Cathy Casso, Alma Chasez, Mary Jane and James Clark, Laura and Ned Clark Sr., Judy Cogburn, Patricia Cooper, Sandra Crawford, Janet Cundiff, Louis Curet, Laura Deavers, Kathleen Dietrich, Celeste and Tom Dolan, Shirley and Butch Drewes, Jean Eagle-Smith, Ann and Tom Farmer, Matt Faust, Claire Fontenot, Richard Gillen, Valerie Gray, Karen Grevenberg, Zoe and Cooper Harrell, Janet Hogstrom, Linda Hollis, Kyle Huffstickler, Kay Jacobs, Kenneth Jeffes, Nancy Kora, Brenda and David Kors, Judy Krotoski, Linda Landry, Mel Landry, Matt Leray, David Lestelle, Lynn Loftin, John Mayronne, Robert McAnnelly, Sydney McBride, Maureen and Sean McGlynn, Connie McMillin, Jim Mora, Janice and Frederick Moser, Mary Norris, Carole Olinde, Nan and Donald Patt, William Phillips, Harriet Pooler, Kathleen Randall, Jill Rehn, Marianna and Oran Ritter, Gerard Ruth, Rita and Gerald Satawa, Marla Silverberg, Suzette Simms, Emily Stich, Faye Talbot, Mary Tauzin, Dierdre Trapolin, Robin Wagner, Marian Waguespack, Charles Walker, Janice and Thomas Waterman, Deborah Welshons, John West, III, Sallie and Bill Williams

### Memorial Contributions

- For Carole Guillory: Claudia and B Brian, Cathy Coates, Carol and David Goldsmith, Mark Guillory, Anne and Walter Legget, Sydney McBride, Cathy and Al Troy
- For Suzie Ehrlicher: Cathy and Al Troy
- For Alice Johnston Roland: Beth and Dave Morgan
- For Robert "Bobby" Wilkinson: Beth and Dave Morgan
- For Dottie Melson Hemmer: Beth and Dave Morgan

### Donations:

Beverly and Dudley Coates, Barbara Freiberg, Here Today Gone Tomorrow, Michael Klopff

### Matching Funds

ExxonMobil Foundation

### Fall Garden Tour :

Lisa and Tom Adamek, Paula and Bob Dilleuth, Ruth and Charbel Harb, DeEtte and Mike Montalbano, Judy and Steve Jones, Rita and Jerry Satawa

### Grants

Entergy, Reilly Family Foundation,  
Junior League of Baton Rouge

## Clean House and Support Hilltop!

**Yes, you can!** Did you know that 50% of the proceeds from the sale of items donated to *Here Today Gone Tomorrow* can be directed to Friends of Hilltop?

All you have to do is bring your re-sale items to *Here Today Gone Tomorrow* at 10240 Burbank Drive and mention that you would like the proceeds to be directed to Hilltop at account number 640. When your donated items are sold, Hilltop will receive half the proceeds!

# FRIENDS OF HILLTOP ARBORETUM BOARD OF DIRECTORS

## OFFICERS

### President

John Murrill

### Past President

Cathy Coates

### Vice President

Dyke Nelson

Susan Turner

### Treasurer

Mark Goodson

### Secretary

Mary Tharp

### Members

Jeffrey Carbo

Sidney Coffee

Vallan Corbett

Randy Harelson

Pat Hollowell

Margaret Humble

Katherine Inzer

Pete Newton

Terry Rehn

Kevin Risk

Terry Tuminello

## STAFF

### Executive Director

Peggy Davis Coates

### Administrative Coordinator

Paula Dillemoth

### Financial Advisor

Lyna Buckley

### Site Advisor

Paul Orr

## ADVISORY COUNCIL

Bradley Cantrell

Dudley Coates

Van Cox

Colette Dean

Dick Hearin

Richard Lipsey

Neil Odenwald

T. O. Perry

## NEWSLETTER EDITORS

Peggy Davis Coates

Paula Dillemoth

### DESKTOP PUBLISHING

htanews@earthlink.net

### WEBMASTER

Deb McMillin

### ON THE WEB AT:

www.lsu.edu/hilltop

# LSU NEWS!

(Continued from page 14)

sor in 2001. He was previously a visiting assistant professor at the University of Oregon and was a co-director and instructor at Tulane University in New Orleans.

Prior to his current administrative position, Tsolakis served as director of Drury University's Summer Program in Florence, Italy, assistant director of the university's Hammons School of Architecture and as a professional advisor and competition director for the university's national design competition. While at Tulane, he served as co-director of the university's Summer Program in Greece from 1986 to 1994. In addition to his work in architecture, Tsolakis has also practiced sculpture for nearly 40 years.



## FROM THE PRESIDENT'S DESK

(Continued from page 2)

to be completed by August 2013.

Jenkins described breaking ground on the project as an *"inspirational and uplifting"* occasion for not only all who have worked to expand the offerings of the arboretum through the years, but for the community as a whole.

*"Many gathered here today dreamed of what Hilltop could be," he said. "To come back and see how far it has come, to see the community support and to see those ideas and dreams come to fruition and become something we can enjoy now is very special."*


*"There's something mystical and magical about LSU and this community. We see it every day. There's a dedication and devotion to our place and to the university associated with our place. You see that exemplified so very clearly today."*

## Create Memories at Hilltop

Please consider supporting Hilltop through our *Emory Smith Tribute Program*. This program will allow you to recognize a friend, a loved one, or an organization through a gift to the Arboretum. Gifts support the on-going work of Friends of Hilltop Arboretum, and help us improve and develop our beautiful 14 acre property along historic Highland Rd. Acknowledgment letters are sent to the donor and to the gift recipient or their family. All gift amounts are confidential. The donor and the recipient will be recognized in the Hilltop newsletter. Please contact Hilltop Arboretum for more information at 767-6916 or [hilltop@tigers.lsu.edu](mailto:hilltop@tigers.lsu.edu).



**TAYLOR PORTER**  
ATTORNEYS AT LAW





# HILLTOP CALENDAR

*~2013 at a glance~*

## MARCH

SIGHTS AND SOUNDS  
OF PROGRESS  
WINE DINNER @ MATHERNE'S  
"Celebrate Construction  
Commencing"  
Mar 19, 7pm

SPRING PLANT FLING  
Sat, Mar 23, 9am-2pm

JUNIOR MASTER GARDENER  
Spring Camp  
Mar 25-26, 9am-1pm

## APRIL

SPRING GARDEN TOUR I  
"A Walk in Walden"  
Sun, Apr 7, 1-5pm

GARDEN TRIP  
Do the River Road Ramble  
With Michael Hopping  
Tues, Apr 9

## MAY

SPRING GARDEN TOUR II  
"A Pastiche of Garden Styles"  
Sun, May 5, 1-5pm

BONUS GARDEN TOUR  
"An Afternoon in St. Francisville"  
Sun, May 19, 1-5 pm

## JUNE

HILLTOP SUMMER ACADEMY  
Mon, Jun 3 – Fri, June 14

JUNIOR MASTER GARDENER  
Summer Camp  
Mon, Jun 17-21

## SEPTEMBER

PLANTFEST TEASER  
Featuring Dan Gill  
Sat, Sept, 28, 1-4pm

## OCTOBER

PLANTFEST!  
Sat, Oct 5 – Sun, Oct 6

## NOVEMBER

JUNIOR MASTER GARDENER  
Mon, Nov 25 -Tues, Nov 26  
Fall Camp

## DECEMBER

ANNUAL MEETING  
Tues, Dec 3, 12pm

For additional information about  
all programs visit  
[www.lsu.edu/hilltop](http://www.lsu.edu/hilltop)  
or call (225) 767-6916



**Friends of Hilltop Arboretum**  
P.O. Box 82608  
Baton Rouge, LA 70884

Phone: (225) 767-6916  
FAX: (225) 768-7740  
E-mail: [hilltop@tigers.lsu.edu](mailto:hilltop@tigers.lsu.edu)

NON-PROFIT ORG  
U.S. POSTAGE PAID  
BATON ROUGE, LA  
PERMIT NO. 858