

A Guide to
LSU Fraternities
and Sororities

Greek Tiger

2022

LSU



Sanctuary Home & Gifts

Baton Rouge, Louisiana

Highland at Kenilworth
225-757-0927

Delivery to Sorority Row
Bid Day Week and During Initiation
(some restrictions apply see our website for details)

Gifts as unique as every pledge!



Custom appliqués, embroidery, heat press and engraving done in house.
Jerseys, t-shirts, tanks, sweatshirts, party cups, towels, cosmetic bags, pillows,
blankets, socks, robes, wraps, tumblers, water bottles, stationery, jewelry,
key chains, frames & car accessories



www.sanctuaryhomeandgifts.com



Greek Tiger

GREETINGS FUTURE TIGERS!

Congratulations and welcome to LSU! This is an exciting time for new beginnings, new experiences, and new opportunities! You will begin your journey at LSU by learning about all of the opportunities to get involved, make friends and find those experiences you are looking for in college. We invite you to explore the amazing possibilities you can find by joining the fraternity and sorority community at LSU. With over 6000 members representing 35 fraternities and sororities, joining the Greek Life community can be a life-changing experience for any student and is for so many!

The core values of the Greek Life community focus on brotherhood & sisterhood, leadership & involvement, philanthropy & service and health & safety. Through education, member development, a commitment to growth, fraternity and sorority members are dedicated to being the best versions of themselves. The Greek community at LSU represents an outstanding group who students who are dedicated creating an inclusive, safe and fun experience daily.

Our fraternities and sororities are looking for members who will contribute to their organization, the campus, and the community through these values. The expectations are high and both the individual fraternities, sororities and the University work together to keep the LSU Greek community safe through education, advocacy and accountability.

We believe that being members of the Greek community contributes value to the college experience and helps us develop into who we want to become. We know that by joining, you will look back on your time at LSU and never forget the impact this community played in your college experience.

This LSU guide to Fraternities and Sororities will provide you all of the information you need to know about our community values, ways to grow your leadership skills, how you can serve the community and most importantly, how you can join this brotherhood and sisterhood!

Geaux Greek and Geaux Tigers!



Table of Contents

INTRODUCTION

- 1 Meet the Greek Life Staff
- 2 Community at a Glance
- 3 It's All Greek To Me
- 5 Brotherhood & Sisterhood
- 6 Scholarship & Learning
- 7 Philanthropy & Service
- 8 Leadership & Involvement
- 11 Health & Safety
- 12 Recruitment & Membership Intake

INTERFRATERNITY COUNCIL

- 13 Who We Are
- 14 Recruitment Registration & What to Wear
- 14 Finances & Chapters

NATIONAL PAN-HELLENIC COUNCIL

- 23 Who We Are
- 24 Membership Intake Process
- 25 Chapters

PANHELLENIC COUNCIL

- 28 Who We Are & Recruitment Process
- 29 Important Recruitment Information
- 30 What to Wear
- 31 Chapters

GEAUX GREEK

- 38 Why to Geaux Greek at LSU
- 39 How to Support your Greek Tiger
- 40 Let's Connect!

MEET OUR PRESIDENTS



BROOKS BELANGER
IFC



CALVIN CHAPMAN
NPHC



OLIVIA CHRISTOPHER
PHC

Greek Life Professional Staff

The LSU Greek Community is fortunate to have dedicated professional staff that provides support, advocacy, leadership development, program and event planning support, and council and chapter advising. You'll find our team anywhere students are learning and growing—from advising leaders to facilitating educational workshops or hosting community events, we put the growth and safety of members at the forefront of everything we do.

MESSAGE FROM OUR GREEK LIFE DIRECTOR



The LSU Greek Community is incredibly special. I knew that before making the decision to serve the community as the Director. I always love when it is time for recruitment and intake because it means more students are going to join the community and that means more students will understand how powerful it is to connect with others who value the same things as you, how inspiring it is to participate in service, and how impactful this experience is on a student's collegiate years. Our Greek Life team is here to support all fraternity and sorority Tigers and we cannot wait for you to join!

SHAWNNA EBERHARD-SMITH
Director of Greek Life
Alpha Chi Omega



BETH NEWELL
Associate Director of Greek Life
Kappa Delta



BERYL LANGDON
Senior Coordinator of Greek Life
Alpha Kappa Alpha, Sorority, Inc.



BILL WEISENHORN
Coordinator of Greek Life
Zeta Psi



ELLIE CAHILL
Coordinator of Greek Life
Kappa Kappa Gamma

Community at a Glance

As early as the 1700's, fraternities and sororities have allowed students the opportunity to broaden their out-of-classroom experience while in college. Fraternities and sororities are founded upon values of friendship, leadership, and service; and this community continues to offer immersive experiences for centuries doing just that.

LSU Greek Life has existed for over 150 years and during that time, tens of thousands of members have found incredible brotherhood and sisterhood, graduated with honors, contributed to serving the local community, and found their home away from home while in college.

Our community is fierce, diverse, and cares deeply about each other. With 35 chapters each affiliated with one of our three governing councils and our membership growing each year, we believe any student who joins will discover a community that encourages growth, supports academic success, and provides so much fun with brothers and sisters!

3 GOVERNING COUNCILS

Interfraternity Council

National Pan-Hellenic Council

Panhellenic Council

35 CHAPTERS OFFERING BROTHERHOOD & SISTERHOOD

Interfraternity Council
15

National Pan-Hellenic Council
6

Panhellenic Council
14

27 CHAPTERS WITH HOUSES

Interfraternity Council
14

National Pan-Hellenic Council
1

Panhellenic Council
12

IN 2021-2022, 2000+ NEW MEMBERS JOINED

LIVING AND DINING IN CHAPTER HOUSE

All students living on campus must have an LSU meal plan. Housed fraternities and sororities offer new members the opportunity to eat at the chapter house. Within the first week of joining, you will have the option to alter your Tiger 12 meal plan to the Greek 8 meal plan.

It is important to note that a fraternity/sorority may not require a new member to eat all meals at the house unless this expectation is communicated during the recruitment process. Guidelines for living in a fraternity vary from chapter to chapter. First-year students may not live in the house.

It's All Greek To Me

TERMS TO KNOW

ACTIVE

an undergraduate who has been initiated into life-long membership

ALUMNI

Greek members who are college graduates

ALUMNA

a sorority member who is no longer in college; plural is alumnae

BADGE

the pin of an initiated member; each badge is unique to its chapter and used organization-wide

BID

an invitation to a potential member to join a sorority or fraternity; no bid (written or oral) may be extended during formal recruitment except through Panhellenic/Interfraternity Council; a bid issued in any other manner is not binding and is considered invalid

BID LIST

a list used to coordinate and match sorority & fraternity preferences with potential member preferences in PHC & IFC recruitment

CHAPTER

the name applied to the local organization of a national fraternity or sorority

CITY PANHELLENIC

the cooperative community organization of alumnae members of NPC sororities

COLLEGE PANHELLENIC

the cooperative campus organization of collegiate members of NPC sororities

CONTINUOUS OPEN BIDDING (COB)

an opportunity for chapters that do not reach quota during primary recruitment to bid to quota and/or for chapters that are not at total to bid to total; the COB process is informal and not all chapters will participate in COB

EVENT/ROUND

a structured recruitment event, usually repeated several times during formal recruitment

EXCHANGE

a social activity involving two or more organizations

FORMAL RECRUITMENT

a designated membership recruitment time period during which a series of organized activities are held by each sorority and fraternity; governed by PHC/IFC

GAMMA CHI

PHC undergraduate recruitment advisor for female potential members

IFC

Interfraternity Council - the governing body of the IFC fraternity system

INTAKE

the period of education before initiation when NPHC new members learn the history and traditions of the organization

INTEREST MEETING

meeting for prospective members to receive information about and meet members of an NPHC organization

INITIATION

a ritual ceremony through which new members learn the full meaning of their Greek organization

LEGACY

usually a potential member who is the sibling, child, or grandchild of an active member or an alumni of a Greek organization

LINE (SHIP)

a group of new members in a specific NPHC chapter, in a specific semester

MEMBERSHIP SELECTION

the right of each sorority and fraternity to select their own members

NEOPHYTE

new member of an NPHC organization; also called a "Neo"

NEW/ASSOCIATE MEMBER

a student who has accepted the bid or invitation for membership in a Greek organization but has not been initiated

NIC

North American Interfraternity Conference; a national confederation of 64 men's fraternities

NPC

National Panhellenic Conference; the conference body of the 26 women's sororities established in 1902 to support the collegiate and alumnae chapters of the NPC member groups

NPHC

National Pan-Hellenic Council; the national governing body for the nine historically African American sororities and fraternities

NPHC NEW MEMBER PRESENTATION

event where newly initiated members of an NPHC group perform step routines and reveal themselves to the public after their intake period



GREEK HOUSES MAP

GREEK LETTERS

| | | | |
|---|---------|---|---------|
| Α | alpha | Ν | nu |
| Β | beta | Ξ | xi |
| Γ | gamma | Ο | omicron |
| Δ | delta | Π | pi |
| Ε | epsilon | Ρ | rho |
| Ζ | zeta | Σ | sigma |
| Η | eta | Τ | tau |
| Θ | theta | Υ | upsilon |
| Ι | iota | Φ | phi |
| Κ | kappa | Χ | chi |
| Λ | lambda | Ψ | epsilon |
| Μ | mu | Ω | omega |

PHC
Panhellenic Council; the governing body of the sorority system

POTENTIAL MEMBER (PM)
a student who is interested in becoming a member of an IFC or PHC Greek organization and has registered for the formal recruitment process

PREFERENCE
the final round of IFC and PHC formal recruitment events

PROPHYTE
an older member of an NPHC organization

QUOTA
the number of women each NPC sorority may offer membership during formal recruitment (number varies each year)

RECOMMENDATION
a letter written by alumnae members of sororities recommending a potential member for membership

RECRUITMENT COUNSELOR
a collegiate Panhellenic representative who is not in contact with her own chapter during recruitment and is available to guide potential new members through the recruitment process; also called Gamma Chi

RELEASE
a PM is released from the PHC recruitment process when she no longer has invitations to sorority events or chooses to not accept the invitation she receives

RHO ALPHA
IFC undergraduate Recruitment Advisor for male potential new members

SILENCE
the period of time during the NPC formal recruitment process when there is no communication between NPC potential members and sorority members

SINGLE INTENTIONAL PREFERENCE
when a potential member only lists one NPC sorority on her preference card when she has several options for membership

STEPPING/STEP SHOW
a tradition of NPHC organizations where routines are performed

TOTAL
the maximum allowable PHC chapter size on a campus, as determined by the College Panhellenic that includes both new and initiated members; chapters that fall under total are allowed to participate in continuous open bidding until they reach total

Brotherhood & Sisterhood

ONE OF THE MOST IMPORTANT ASPECTS of joining a fraternity or sorority is the bond of brotherhood and sisterhood. There is a sense of Greek camaraderie and friendship among members of each chapter, as well as a feeling of Greek unity on campus.

The recruitment process introduces students to individuals who come together to share common interests and form a cohesive group. It is often said, "Friendships developed in college will last a lifetime."

Affiliation in a Fraternity or Sorority is an experience that one never forgets. Students find that members of their chapter have similar goals, values, and ideals. Having these things in common with one's fellow chapter members provides a sense of acceptance & belonging. Brothers and sisters will be there to share the college experience and will stay close both during and after college.

"SISTERHOOD, TO ME, MEANS BEING SURROUNDED BY WOMEN WHO ARE CONSTANTLY EMPOWERING YOU TO BE THE BEST AND MOST AUTHENTIC VERSION OF YOURSELF AND GIVING YOU THE CONFIDENCE TO KNOW THAT NO MATTER WHERE YOU ARE ON YOUR JOURNEY, YOU'LL ALWAYS HAVE SOMEONE TO LEAN ON AND WALK WITH"
MADELEINE THIBEAUX



Scholarship & Learning

LET'S GET A DEGREE!

CHAPTERS ABOVE THE UNDERGRADUATE GPA

| | |
|-------------------|--------------------|
| Acacia | Phi Beta Sigma |
| Alpha Delta Pi | Phi Gamma Delta |
| Alpha Gamma Rho | Pi Kappa Alpha |
| Alpha Kappa Alpha | Phi Mu |
| Alpha Phi | Pi Beta Phi |
| Alpha Tau Omega | Sigma Alpha |
| Chi Omega | Sigma Chi |
| Delta Delta Delta | Sigma Gamma Rho |
| Delta Gamma | Sigma Lambda Gamma |
| Delta Zeta | Sigma Nu |
| Kappa Alpha Order | Sigma Phi Epsilon |
| Kappa Alpha Theta | Tau Kappa Epsilon |
| Kappa Delta | Theta Xi |
| Kappa Kappa Gamma | Zeta Phi Beta |
| Kappa Sigma | Zeta Tau Alpha |

*based on Fall 2021 data

The purpose of college is to advance one's education and earn a degree. Greek-lettered organizations are committed to their fraternity and sorority value of academic achievement. Providing an atmosphere which fosters members' academic self-responsibility and accountability is of utmost importance. Many chapters assist new members in developing strong study habits and time management skills, making the adjustment to college easier. Fraternity and sorority members are represented in various academic honor societies including Omicron Delta Kappa, Phi Kappa Phi, Phi Beta Kappa, Alpha Lambda Delta, Phi Eta Sigma, Gamma Beta Phi, and Order of Omega.

COUNCIL SPECIFICITIES

IFC

IFC requires a 2.5 GPA to join a fraternity and some fraternities may have a higher requirement to join and/or to maintain membership.

NPHC

NPHC fraternities and sororities require at least 15 credit hours of completed college course work and a 2.5 GPA.

PHC

Panhellenic Council may not establish a grade point average for sorority recruitment. PHC sororities make membership selection decisions based on high school/college GPA. Typically—but not always—sororities require at least a 3.0 high school GPA and a 3.0 college GPA. In some rare instances exceptions are made.



Philanthropy & Service

GIVING BACK

LSU Fraternity and Sorority members are known for their commitment to philanthropy and community service. Members are empowered to make a positive impact on the community by doing good and serving others, whether that is through time served or money raised and donated to local and national causes.

Every fraternity and sorority has their own philanthropy cause and local charities and service partners who they support each year. Chapters host philanthropy events, that include friendly competitions, fundraisers and bringing awareness to these important causes.

The community also comes together every spring semester for Greek Week, a week long service event, where we partner with Habitat for Humanity to build homes for local families in need. This event is unique to LSU and over the last few years, our community has built over 30 homes, a very special annual event.

Philanthropy and community service promotes unity among members, cultivates an appreciation for difference and builds a proud sense of responsibility to help those in need.



2021-2022
PHILANTHROPY & SERVICE

\$1,223,905.80

raised for local & national causes

60,000+

hours served in the community

Leadership & Involvement

GROWTH STARTS HERE

Fraternities and sororities are self-governing, which allows leaders the opportunities to shape their chapter and member experience. Student leaders who serve on executive boards, committees, or governing councils are provided even more opportunities to refine and gain leadership skills in areas of communication, delegation, public speaking, conflict resolution, decision making, event planning, risk management skills and so much more! The skills you gain during your time if Greek Life translate to life after college both personally and professionally!

The Greek community is a place you can gain leadership experience by getting involved right when you join. You will often hear members in the community share that *"you get out, what you put in"*, and this means the more you get involved, take on leadership roles and attend any of the community programs, events retreats and workshops, you will find yourself gaining more from this experience than you could have imagined because members have the opportunity to take on leadership roles within the chapter and within the larger community by serving on chapter and council executive boards, sitting on a committee, joining Order of Omega, giving back by joining Greek Leadership Institute, or applying to serve on the Fraternity & Sorority Unity Council. You will see members involved outside of Greek Life as well and you can do it too!

ORDER OF OMEGA

Order of Omega is the leadership and scholarship honorary organization for Greek members. Its purpose is threefold: to recognize students who have attained a high standard of leadership in inter-Greek activities, to encourage them to continue along this line, and to inspire others to strive for similar conspicuous attainment; to bring together the most representative fraternity and sorority members and to create an organization which will help mold the sentiment of the institution on questions of local and intercollegiate affairs; and to bring together members of the faculty, alumni and student members of the institution's fraternities and sororities on a basis of mutual interest, understanding, and cooperation



GREEK LEADERSHIP INSTITUTE (GLI)

Composed of senior Greek leaders, GLI leads and facilitates events for the fraternity and sorority community. Two signature events include; Good to Great, a workshop for sophomore level leaders that focuses on building skills to serve at their next chapter and council leadership and Empower, a weekend-long leadership retreat for first year students aiming to develop skills for tomorrow's Greek leaders and educated these students on the history and culture of their respective Greek councils and chapters on campus.





2022-2023 Student Body President, Lizzie Shaw, & Vice President, Nick St. Mary, are both members of the Greek Community


ON-CAMPUS LEADERS

In addition to leadership in various Greek organizations, members of the community also engage in other leadership position on campus. Fraternity & Sorority members seek leadership roles in many other organizations, including Student Government, Honor Societies, Tiger Girls, Golden Girls, Dance Marathon, Tiger TV, Bat Girls, and honors societies.

FRATERNITY AND SORORITY LIFE UNITY COUNCIL




MADELEINE THIBEAUX
PRESIDENT



OLIVIA CHRISTOPER
VP ADMINISTRATION

The Fraternity and Sorority Life Unity Council serves to unite the three LSU Greek councils through programming such as Songfest, Greek Week, year-long Habitat for Humanity Fundraising Efforts, and the Greek Ambassador program.




JORDAN WALDMANN
DIR. PUBLIC RELATIONS




KENNEDY LOGAN
A.D. PUBLIC RELATIONS

FSLUC is incredibly excited to embark on this new year as the council officially adopts its new structure, including a new fall festival for all fraternity and sorority members and an enhanced focus on both diversity and academics.

 lsufsluc




MEGHAN ROMANO
DIR. GREEK AMBASSADORS




JACK MATT
A.D. GREEK AMBASSADORS



NAVY COGGINS
DIR. GREEK WEEK



KATHERINE WELTY
A.D. GREEK WEEK



MADDIE DIES
DIR. SONGFEST



EMILY ROBERTS
A.D. SONGFEST



JADEN SHARP
DIR. FUNDRAISING



AVERIE KONOPKA
A.D. FUNDRAISING

The core values of the Greek community are present every day; however, they shine even brighter through community programming and events. Two of these events, Greek Week and Songfest, are put on by the Fraternity and Sorority Life Unity Council.

Community Events

GREEK WEEK



Since 2004, the Greek community has partnered with Habitat for Humanity of Greater Baton Rouge to build homes for deserving families. In these 18 years the community has donated over 10,000 hours of service, raised over 2 million dollars through year-long fundraising efforts, and built 32 houses.


Each homeowner must go through a special program that includes practical classes on various topics to succeed as a homeowner and volunteering countless hours to help build others' homes. In short--the families that have received houses with the help of Greek Week have been more than deserving.

Greek Week brings together the aspects of brotherhood & sisterhood, service, and leadership. Members of our community are given the opportunity to be leaders in the greater community while bonding with fellow Greeks through service in the largest Greek-wide philanthropic effort of the year.

SONGFEST

In the spirit of competition, the Greek community has been holding Songfest for over 100 years.

What originally began as a men's singing competition has since evolved into a choreographed dance competition among LSU's fraternities and sororities. Guided by a yearly central theme, each team has complete creative control over their more narrowly tailored theme, choreography, costumes, and set design.



Health & Safety

153 hours are spent outside of the classroom each week and those hours are an integral component

of the college experience. Involvement at LSU makes a very large campus feel much smaller. Joining a fraternity and sorority is just one way to get involved at Louisiana State University and is a great way to do just that. Our fraternities and sororities are committed to our core values of leadership & involvement, brotherhood & sisterhood, philanthropy & service, and health & safety.

Joining a fraternity or sorority is a decision that each potential member should take seriously. Membership in any chapter is a commitment to live by the ideals, values, policies and standards of not only the affiliated chapter but the larger Greek Life and LSU community values as well. By joining, members are afforded many opportunities through lifetime friendship, social, leadership, philanthropic, service, and academic opportunities. With all of the great benefits of joining the Greek Life community, there also comes great responsibility, both for yourself, your peers and the community. Through the Greek Life STAR, Standards & Recognition program, fraternities and sororities are expected, encouraged and supported in their continued efforts related to making our community and member experience safe, fun and always tied back to our values.

This includes policies, accountability, advisor involvement and chapter housing support. Additionally, all members are expected to follow Greek Life and LSU policies, attend all required trainings and workshops and uphold all expectations of membership.



YOU CAN VIEW MORE INFORMATION RELATED TO POLICIES, BYLAWS AND EXPECTATIONS ON THE LSU GREEK LIFE WEBSITE. PLEASE ALSO REVIEW THE CHAPTER SCORECARD ON THE LSU GREEK LIFE WEBSITE TO LEARN INFORMATION ABOUT EVERY CHAPTER, INCLUDING PAST CONDUCT INFORMATION, TO HELP YOU MAKE INFORMED DECISIONS ABOUT JOINING. LSU.EDU/GREEKS/SCORECARD

HAZING PREVENTION & REPORTING

At LSU, we're family and care deeply about the well-being of our students and our campus community. We also believe that students should be able to accomplish their goals in a healthy and encouraging environment, which fosters personal growth and development.

Hazing of any kind is illegal and strictly prohibited at LSU. Any such incidents will be prosecuted to the fullest extent of the law and pursued to the fullest extent of the LSU Code of Student Conduct. This means that engaging in any such activity can result in probation or expulsion from LSU, as well as possible felony charges by law enforcement.

REQUIRED HAZING PREVENTION EDUCATION

Additionally, Louisiana law requires that every student organization, as defined in the Max Gruver Act, provide at least one hour of hazing prevention education annually to all members and prospective members. Learn more about completing this training and providing certification on the Hazing Prevention Education website.

Recruitment & Membership Intake

OVERVIEW



All fraternities and sororities at LSU are (inter)nationally based, meaning they are part of a larger (inter)national organization. These organizations nationally, as well as locally, are private, single-sex organizations and are recognized by Louisiana State University as such.

Students interested in participating in recruitment or membership intake should first and foremost learn about the process, research the organizations, and—most importantly—understand the expectations.

Although the mechanics of the recruitment process are coordinated by the Panhellenic Council (PHC) and the Interfraternity Council (IFC), the membership selection practices and procedures are determined by each respective fraternity and sorority. Neither the respective councils nor the University may interfere with membership selection processes per this status.



Intake dates for National Pan-Hellenic Council (NPHC) organizations and Sigma Lambda Gamma Sorority, Inc. are determined by each respective fraternity and sorority. The LSU Greek Life office determines Membership Intake Policies regarding the timeline and requirements of the process—not membership selection. Neither the Council nor the University may interfere with membership selection processes and decisions.

Approximately 75–80 percent of the students who participate in the recruitment and intake processes are selected each year. The processes of fraternity and sorority recruitment and of intake are referred to as selection processes. There are no guarantees for membership in the selection processes.

Fraternity and sorority membership is a lifetime commitment with responsibilities that include financial commitments, participation requirements, and academic & behavior standards. Once joining, membership is voluntary and the benefits are endless!

COUNCIL SPECIFICITIES

IFC

For men participating in IFC fraternity recruitment process, it is important to note that receiving a bid does not guarantee initiation. The new member period must be 8 weeks or less for IFC fraternities and includes a period of getting to know the new members and active members. It is possible that a new member could be asked to relinquish their membership at any point prior to initiation if the fraternity makes that determination.

NPHC

Membership selection into an NPHC Organization, as well as Sigma Lambda Gamma Sorority, Inc., is referred to as the “intake process.” Intake has replaced pledging and has three important components: the pre-initiation orientation, the initiation ceremony, and the in-depth education program that follows initiation. Each NPHC organization has its own specific intake process that may vary in time, content, and expense. Alumni advisors supervise the intake procedures and are present at all activities.

PHC

For women participating in the PHC Sorority Recruitment Process, it is important to note that each chapter has their own GPA requirements for joining. The new member process must last no longer than 8 weeks for PHC sororities. It is possible that a new member be asked to relinquish their membership at any point prior to initiation if the sorority makes that determination. Letters of recommendation are not required.

Interfraternity Council

WHO ARE WE?

The Interfraternity Council (IFC) is the governing body of 15 fraternities on LSU's campus. As such, it establishes guidelines for managing the processes and activities of the chapters. The IFC Executive Board, comprised of several officers, is responsible for executing recruitment.

The purpose of the council is to promote unity among individual chapters; to facilitate relations between the IFC community and the University; and to see that all rules, policies, and regulations passed by the council are followed by the fraternities. The council also provides leadership and structured programs for fraternity growth and development.



BROOKS BELANGER
PRESIDENT



CASEY HARLESS
VP STANDARDS



COLE ROY
VP RECRUITMENT



CODY SMART
VP PROGRAMMING & PHILANTHROPY



GRAHAM MARTIN
DIR. RECRUIT. REGISTRATION



TANNER HSU
DIR. RECRUIT. ADVISORS



JAKE ALBERTS
VP MEMBER DEVELOPMENT



ANDREW HOOVER
VP FINANCE AND ADMINISTRATION

WHO ARE RHO ALPHAS?



Recruitment advisors (called Rho Alphas) are members from chapters chosen to work with the executive officers of IFC during recruitment week by serving as liaisons between potential members and chapters. They are also available to help Potential New Members (PNMs) with the recruitment process and to answer questions about fraternity life. Prior to recruitment, Rho Alphas attend trainings that prepare them to assist PNMs during recruitment starting at PNM Convocation on August 17.

IFC RECRUITMENT REGISTRATION

To register for Fall Formal Recruitment, complete the 2022 LSU IFC Formal Recruitment Application linked on the @LSUIFC Instagram Linktree. For more information, see the FAQs guide linked on Instagram or on the LSU Greek Life website. Upon receiving a bid or invitation to join a fraternity, an IFC membership charge will be assessed through a membership fee. Each fraternity will charge fees for membership which range in cost. Fee information is on the next page

Early bids may only be issued by a chapter president or recruitment chairman. Other chapter members are not authorized to offer bids. Should this happen, those bids are null and void. Please note that all Recruitment activities are non-alcoholic events.



WHAT TO WEAR



Round One

DAYS 1 & 2

Potential new members visit all fraternities over two days

Wear something casual and comfortable; shorts, jeans, khakis, short sleeve shirts, and comfortable shoes



Round Two

DAY 3

Potential new members visit fraternities.

Wear something casual and comfortable; shorts, jeans, khakis, short sleeve shirts, and comfortable shoes



Round Three

DAY 4

Potential new members visit fraternities. Wear something casual and comfortable; jeans, khakis, long sleeve button-up shirts, and comfortable shoes

FINANCIAL INFORMATION

One-time expenses include new member and initiation fees. The average new member fee is \$350, while the initiation fee ranged from \$200-\$250. Average one-time expenses are \$450.

EXPENSES BY CHAPTER

Membership dues vary among all the different chapters. Most fraternities offer meal plans that range from \$500- \$1200. Some fraternities cook one meal a day while others cook two. If you do not live in the house, you will be asked to pay a parlor fee which is usually between \$200-\$300.

AVERAGE SEMESTER COSTS

Non-resident without meals - \$1,800
 Non-resident with meals - \$2,250
 Live in member with meals - \$4,750

*In addition to fraternity dues and fees, a \$67 Greek Assessment Fee will appear on each Greek's LSU Fee Bill every semester of membership.

*All numbers are averages--some fraternities will cost more and some less. PNMs will be informed of individual fraternity cost information during recruitment. PNMs may find it financially advantageous to join a fraternity, as meal plan and living costs can be less than other options on campus.



ACACIA, ORIGINALLY FOUNDED AT UNIVERSITY OF MICHIGAN IN 1904, WAS CHARTERED AT LSU IN 1956 AND HAS A CHAPTER GPA OF 3.074.



Acacia is unique among men's college fraternities. With a Greek word for its name instead of the typical two to three Greek letters found in other organizations, Acacia offers a membership experience just as unique.

Acacia Fraternity was re-founded in the fall of 2018. Since the original charter at Louisiana State University in 1965, over 1,700 men have joined the ranks in pursuit of Virtue, Knowledge, & Truth. Built upon these principles, members serve their communities, pursue academic and professional success, and enjoy lifelong Acacia brotherhood. After coming back strong with 53 members in one year, Acacia offers members who join the opportunity to continue building onto the foundation of Acacia Fraternity at LSU.

If you are an outstanding young man seeking to better yourself, become a leader, find success, and form lifelong friendships—Acacia is the fraternity for you.

Alpha Gamma Rho's fraternity motto is Brotherhood + Tradition = Success. At LSU, AGR takes great pride in close brotherhood, winning the Order of Omega "Most Outstanding Brotherhood" Award six out of the last eight years. The men of Alpha Gamma Rho take pride in the traditions handed down to them from their many great alumni, including an interest in agriculture, a love for one's brother and community, and a strong desire to continually improve oneself.

Alpha Gamma Rho's purpose is "To Make Better Men," which is achieved in many ways: academics, social events, and being part of a professional fraternity. As the only social and professional fraternity at LSU, AGR men are given an edge when it comes to life after graduation. Anyone can become great with the right influences, and AGRs pride themselves on knowing what it takes to make great men.


📷 [lsu_agr](#) 🌐 [lsuagr.com](#)



AGR, ORIGINALLY FOUNDED AT OHIO STATE UNIVERSITY IN 1904, WAS CHARTERED AT LSU IN 1926 AND HAS A CHAPTER GPA OF 3.001.



ATO, ORIGINALLY FOUNDED AT VIRGINIA MILITARY INSTITUTE IN 1865, WAS CHARTERED AT LSU IN 1940 AND HAS A CHAPTER GPA OF 3.278.



Alpha Tau Omega was originally founded at LSU in 1940. The mission of the Epsilon Zeta chapter is to raise the standards of what it means to be a "fraternity man" on LSU's campus. The men of Alpha Tau Omega hold great pride in building a brotherhood as strong as right itself, giving back to the community through service and philanthropy, reaching high academic achievements, and creating leaders across every aspect in all daily efforts.

Since 1865, Alpha Tau Omega has been a provider of amazing opportunities for more than 230,000 men from over 250 chapters across the United States. The Epsilon Zeta chapter is consistently recognized for being a top twelve overall chapter of all ATO chapters nationwide and continues to innovate each year. As America's Leadership Development Fraternity, ATO provides a great opportunity for young men who are looking for a truly unique fraternity experience.

📷 [lsu_ato](#) 📘 [alpha tau omega at lsu](#)
🌐 [www.atolsu.com](#)



BETA, ORIGINALLY FOUNDED AT MIAMI UNIVERSITY IN 1839, WAS CHARTERED AT LSU IN 2015 AND HAS A CHAPTER GPA OF 2.862.



Beta Theta Pi Fraternity has devoted its time to developing men of principle for a principled life. The brotherhood aids the individual, builds the fraternity, and strengthens the academic institution through lifelong devotion to intellectual excellence, high standards of moral conduct, and responsible citizenship. Beta's members believe in mutual assistance in the honorable labors and aspirations of life, devotion to the cultivation of the intellect, unsullied friendship, and unfaltering fidelity. This lasting bond of friendship is cultivated by being a part of a group of individuals who share the same goals and values, constantly supporting each other in the pursuit of social, moral, and cultural excellence.

Members are actively involved on campus, including Student Government, LSU Ambassadors, intramural sports, and much more. The chapter is proud to say that its members are true leaders who are devoted to leaving a legacy by the end of their collegiate careers. But most of all, they are proud to call themselves Men of Principle.

 [beta_lsu](#)
 [lsu.betathetapi](#)
 [lsu.beta.org](#)

Delta Chi was originally founded as a professional law fraternity in 1890 at Cornell University and became a general social fraternity in 1922. The fraternity has grown to 130 chapters and colonies across the United States and Canada, incorporating over 107,000 initiates. Delta Chi's four pillars are friendship, character, justice, and education. The LSU chapter hosts a variety of social, brotherhood, and philanthropy events each semester. Delta Chi's socials include tailgates, date events, exchanges, and semester parties. The fraternity's philanthropy is the Jimmy V Foundation for Cancer Research, which the chapter supports with events such as a sorority kickball tournament and plate lunch fundraisers. The chapter prides itself on its intramural teams, involvement on campus, and most importantly, its brotherhood.

 [lsudeltachi](#)
 [lsu chapter of the delta chi fraternity](#)
 [www.lsudeltachi.com](#)



DELTA CHI, ORIGINALLY FOUNDED AT CORNELL UNIVERSITY IN 1890, WAS CHARTERED AT LSU IN 1941 AND HAS A CHAPTER GPA OF 2.926.



Kappa Alpha Order

is a brotherhood of longstanding traditions, strong moral values, and a great sense of pride within the Greek community. The men of the Kappa Alpha Order are a group of chivalrous gentlemen, strong leaders, and nevertheless men who impact their community for the better.

What sets KA apart is that their members are known for the gentility, respect, and service they should not only their peers, but to the community. Through their philanthropic participation in Habitat for Humanity, blood drives, and their annual fundraisers for the Independence Fund and Operation Kare, their service is alive through their actions. The Alpha Gamma chapter of Kappa Alpha is consistently within the top ten of all national Kappa Alpha chapters in both chapter size and money raised for philanthropic purposes.

KA provides its members with many social opportunities through an active social calendar while equipping its young men to succeed in the classroom as well as in life. Being a man of Kappa Alpha does not end when you graduate—it is a brotherhood that you are part of for life. The values and beliefs the organization holds true transforms members into men who serve their community and impact lives for the better.

📷 ka_lsu



KA, ORIGINALLY FOUNDED AT WASHINGTON & LEE UNIVERSITY IN 1865, WAS CHARTERED AT LSU IN 1885 AND HAS A CHAPTER GPA OF 3.203.



KAPPA SIG, ORIGINALLY FOUNDED AT THE UNIVERSITY OF VIRGINIA IN 1869, WAS CHARTERED AT LSU IN 1887 AND HAS A CHAPTER GPA OF 3.205.



Kappa Sigma

was founded in 1887 and has maintained a strong presence in the Greek, LSU, and Baton Rouge communities ever since. Decades of brotherhood, philanthropy, and fun have created the legacy of Kappa Sigma at LSU. Kappa Sigma's Gamma chapter maintains an active social calendar while balancing a productive community presence.

Members of Kappa Sigma are heavily involved in Student Government, Habitat for Humanity, Greek Life leadership, and the Big Buddy Program. Kappa Sigma has developed many of Greek Life's strongest undergraduate leaders over the years, including Student Body presidents, Interfraternity Council members, Dance Marathon leaders, EMPOWER facilitators, Greek Man of the Year, and members of the Greek Life Institute.

Kappa Sigma recently opened the doors to its state-of-the-art chapter house right in the center of campus. Honor and tradition run deep in the walls of the Kappa Sigma house at 15 Dalrymple, and that tradition is founded in merit and success.

📷 lsukappasig



FIJI, ORIGINALLY FOUNDED AT JEFFERSON COLLEGE IN 1848, WAS CHARTERED AT LSU IN 1948 AND HAS A CHAPTER GPA OF 3.208.



Phi Gamma Delta has excelled in all areas of Greek Life at LSU and has been an important part of the community. The Beta Rho chapter provides a strong social calendar while embracing the qualities of friendship, knowledge, service, morality, and excellence. The five values help to guide the brothers of FIJI through their daily lives. FIJI's motto is "Scholarship, Fraternity, Self." Academics are paramount to Beta Rho, as they hold brothers to high standards in the classroom. Those high standards are coupled with resources the chapter's tutoring structure.

Beta Rho hosts a philanthropy event each year called FIJI LIP SYNC. The money earned is donated to the National Kidney Fund. Additionally, FIJI hosts two blood drives every year and provides resources to the community. The brothers of FIJI are also involved in varsity athletics, sports clubs, Greek Life leadership, Volunteer LSU, Student Government, and numerous other organizations.

Instagram: [lsufiji_bp](#) Website: phigam.org/lsu

Pi Kappa Alpha has challenged more than 300,000 men to be Scholars, Leaders, Athletes, and Gentlemen. For the past 153 years, Pike has remained dedicated to developing men of integrity, intellect, success, and high moral character; and to fostering a truly lifelong fraternal experience.

The Alpha Gamma chapter has continued the legacy of excellence at LSU. With 119 continuous years, Pike is the longest tenured fraternity on campus. Mike the Tiger was named after an alumnus brother, Mike Chambers. Prior to the pandemic, Pike had won Best Tailgate on campus for two consecutive years.

This year, Pike will continue with their planned capital campaign as well as renovations to the third floor and courtyard of their chapter house. Over the last year, Pike has been very active in Fraternity Intramurals, fielding teams in all sports and winning the Softball Championship this past year. In addition to athletics, Pike also has a very active social calendar and is an active supporter of philanthropy. In fact, Pike hosts a Powderpuff Pro Day philanthropy event sponsored by former NFL player and LSU tiger, Jacob Hester.



PIKE, ORIGINALLY FOUNDED AT THE UNIVERSITY OF VIRGINIA IN 1868, WAS CHARTERED AT LSU IN 1902 AND HAS A CHAPTER GPA OF 3.149.



Instagram: [lsupikes](#) Website: lsupikes.com

Sigma Chi Fraternity was founded on June 28, 1855, at Miami University in Oxford, OH by seven young men committed to the cultivation of friendship, justice, and learning. Since 1855, Sigma Chi has developed values-based leaders committed to the betterment of character, campus, and community. Sigma Chi serves its purpose through various world-class programs that foster leadership, develop character, and build positive relationships amongst its members. These experiences enable undergraduate members to become leaders in their professional careers and engage members of the communities in which brothers live.

Sigma Chi at LSU was originally chartered in 1925 and has had a long history of leadership on LSU's campus and the Baton Rouge community. Student body presidents, IFC presidents, state legislators, and congressmen have walked through the House of the Southern Woods. Enjoying an active social calendar and holding GPA to a high degree in conjunction with leadership ideals helps Gamma Iota to build well-rounded men here at LSU.

📷 [sigmachilsu](#) 📘 [sigma chi at lsu](#)



SIG. ORIGINALLY FOUNDED AT MIAMI UNIVERSITY IN 1855, WAS CHARTERED AT LSU IN 1925 AND HAS A CHAPTER GPA OF 3.202.



SIGMA NU, ORIGINALLY FOUNDED AT VIRGINIA MILITARY INSTITUTE IN 1869, WAS CHARTERED AT LSU IN 1887 AND HAS A CHAPTER GPA OF 3.358.



Sigma Nu has a proud and rich history. Founded by three cadets—James Frank Hopkins, Greenfield Quarles, and James McIlvaine Riley—at the Virginia Military Institute in a period of civil strife known as the Reconstruction, the organization formed soon became Sigma Nu Fraternity.

Sigma Nu transforms society through the commitment to the Fraternity's founding principles: leadership and ethical living. Their mission is to develop ethical leaders inspired by the principles of Love, Honor, and Truth; to foster the personal growth of each man's mind, heart, and character; and to perpetuate lifelong friendships and commitment to the Fraternity.

Members of the chapter are involved on campus by being a part of various clubs and organizations like Student Government, the Interfraternity Council, Order of Omega, Tiger Athletic Foundation, and more. Sigma Nu participates in many philanthropic events, mainly "Sigma CaNu," which benefits different charities each year. Sigma Nu's ideals are recognized as a contribution to the greater good.

📷 [sigmanulsu](#)



SIG EP, ORIGINALLY FOUNDED AT THE UNIVERSITY OF RICHMOND IN 1901, WAS CHARTERED AT LSU IN 1961 AND HAS A CHAPTER GPA OF 3.421.



Sigma Phi Epsilon was founded on three cardinal principles: Virtue, Diligence, and Brotherly Love. Each brother stands by his oath to be a leader, scholar, athlete, and gentleman – ideals of the balanced man. With more than 260 chapters nationwide and 255,000 brothers, SigEp boasts the largest membership of any national collegiate fraternity.

SigEp at LSU maintains an active social calendar, including exchanges with all sororities, bus trips across Louisiana, formals, and semi-formals.

The LA Beta chapter has a rich tradition of being active on campus, with brothers having served as Student Body Presidents, Interfraternity Council presidents, Homecoming kings, and various leadership roles.

SigEp prides itself on having a competitive intramural program, the highest GPA among IFC chapters almost every semester, and a commitment to its philanthropy, Friends Helping Kids. It is through these accomplishments and more than the men of the Louisiana Beta chapter hold themselves to the highest standards.



Tau Kappa Epsilon has been establishing brotherhood nationally since 1899 and on LSU's campus since the Beta Phi chapter's founding in 1949. TKE strives toward the goals established in its national mission: To aid college men in mental, moral, and social development. The virtues of love, charity, and esteem are the basis of TKE's great fraternity, and all its members strive to achieve these virtues every single day, not only during their time as undergraduate students but also after graduation.



TEKE, ORIGINALLY FOUNDED AT ILLINOIS WESLEYAN IN 1899, WAS CHARTERED AT LSU IN 1949 AND HAS A CHAPTER GPA OF 3.079.



Theta Chi Fraternity—Iota Pi chapter—received its charter on April 12, 2012 and was accepted into LSU's Interfraternity Council on September 26th of the same year. The hard work and time invested by this group of men has accrued returns far exceeding what was expected of a newly founded chapter. The Iota Pi chapter is poised for excellence, which is credited to their unparalleled brotherhood. It is this brotherhood—the unbounded friendship the men of Theta Chi share—that allows them to come together during times of hardship as well as success.

All members of Theta Chi are expected to excel both in and out of the classroom, participating on campus and around the community with organizations such as Companion Animal Alliance, Society of Peer Mentors, and Alzheimer's Services. Theta Chi's main philanthropy, USO, gives back to families whose members risk their lives for our country's sake. With high standards in these categories, Theta Chi seeks to build successful and Resolute Men.

📍 [lsu_thetachi](#)



THETA CHI, ORIGINALLY FOUNDED AT NORWICH UNIVERSITY IN 1856, WAS CHARTERED AT LSU IN 2012 AND HAS A CHAPTER GPA OF 2.849.



THETA XI, ORIGINALLY FOUNDED AT RENSSLAER POLYTECHNIC INSTITUTE IN 1864, WAS CHARTERED AT LSU IN 1921 AND HAS A CHAPTER GPA OF 3.012.



Theta Xi Alpha Alpha chapter was founded in 1921. The chapter house was constructed in 1939, making it the fourth oldest house on campus. The chapter has grown tremendously since its founding at Louisiana State University, having initiated over 2000 members. The chapter is known as the "All True Men" chapter, which means that members hold themselves and each other to higher standards in the areas of academics, community involvement, recruitment, and leadership.

Members of the Alpha Alpha chapter pride themselves on their diversity. Members hail from Louisiana, Texas, Mississippi, Georgia, Florida, Wisconsin, Illinois, Kentucky, Tennessee, Maryland, Virginia, California, Colorado, Massachusetts, North Carolina, Ohio, Michigan, New Jersey, Connecticut, Canada, and Austria. While each member brings different experiences and culture, all members share the same commitment to excellence. LSU's Theta XI chapter gives back to the community in the fall and the spring with signature events.

📍 [thetaxi_lsu](#)

National Pan-Hellenic Council

WHO ARE WE?

The National Pan-Hellenic Council (NPHC) was founded May 10, 1930 on the campus of Howard University in Washington DC. It serves as the umbrella organization for the historically, but not exclusively, Black Greek-lettered organizations, commonly referred to as the Divine Nine. The NPHC was chartered at LSU on February 28, 1992. NPHC promotes interaction through forums, meetings, and other mediums for the exchange of information, and engages in cooperative programming and initiatives through various activities and functions.

NPHC at LSU is a great outlet for students. NPHC organizations hosts events such as New Member Presentations, Greek Code, Wild Out Wednesday (WOW) as well as a multitude of service opportunities. NPHC organizations participate in Fall Fest, Homecoming, and number of other campus sponsored events. Members of NPHC are a part of Student Government, Leadership LSU, The Honors College, as well as leaders in other student organizations. Each organization provides a unique experience for students and contributes to the LSU community.



CALVIN CHAPMAN
PRESIDENT



MORGAN COOPER
VP PROGRAMMING & COMPLIANCE



TYLER EPPS
VP FINANCE



BRI'A JOSEPH
VP ACADEMICS AND COMMUNITY
OUTREACH



SCOTTY THORTON
VP PUBLIC RELATIONS



ANTHONY ARINZE
VP OPERATIONS

NPHC CHAPTERS AT LSU

SORORITIES

Alpha Kappa Alpha, Sorority, Inc.
Sigma Gamma Rho Sorority, Inc.
Zeta Phi Beta, Sorority, Inc.

FRATERNITIES

Kappa Alpha Psi Fraternity, Inc.
Phi Beta Sigma, Fraternity, Inc.
Omega Psi Phi, Fraternity, Inc.

GREEK CODE

Any student interested in NPHC Greek Life should attend the Greek Code event. This event is mandatory for all students planning to participate in the intake process. Greek Code is an amazing opportunity for students who are interested in learning more about NPHC fraternities and sororities at LSU. Greek Code will take place at least once per semester. Be sure to follow NPHC on Instagram for updates about Greek Code.



NEW MEMBER PROCESS

NPHC organizations at LSU recruit members through a process called Membership Intake. NPHC fraternities and sororities will individually announce their membership selection/intake process during the semester and will explain their membership process at the initial informational meeting. NPHC organizations decide on having intake each semester and there is no guarantee that intake will take place on a regular schedule. It is highly recommended that interested students research each fraternity or sorority carefully and attend events sponsored by the respective chapters and NPHC as a whole.



MEMBERSHIP INTAKE

Generally, the membership intake process begins with an informational meeting. At the informational meeting, interested students are invited to learn more about a specific organization and details of the application process for that organization. After the informational meetings, potential members or aspirants are asked to complete a membership application and show proof that they have achieved the organization's minimum standards for academics, community service and leadership. Following the submission of an application, interviews and selections will take place. In addition to fraternity/sorority dues and fees, a \$67 assessment for Greek Membership per semester will appear on each Greek students' LSU fee bill.

One-time expenses include new member fees, chapter dues, national dues and initiation costs. This fee could range from \$400-\$2000. Average semester costs range from \$100-\$300. The cost varies between organizations.





AKA, ORIGINALLY FOUNDED AT HOWARD UNIVERSITY IN 1908, WAS CHARTERED AT LSU IN 1972 AND HAS A CHAPTER GPA OF 3.310.



Alpha Kappa Alpha Sorority, Inc.'s purpose is to cultivate and encourage high scholastic and ethical standards, promote unity and friendship among college women, study and help alleviate problems concerning girls and women in order to improve their social suture, maintain a progressive interest in college life, and be of "Service to All Mankind."

Under the current leadership of Dr. Glenda Baskin Glover, Alpha Kappa Alpha's International Program is Exemplifying Excellence Through Sustainable Service. Chapters focus on serving their surrounding communities through programming and service opportunities.

The Eta Kappa chapter was chartered on the campus of Louisiana State University on December 2, 1972. The chapter contributes to the sorority's international goals by completing community service hours, spearheading service projects, striving for academic excellence, serving on local and regional sorority committees, and modeling exemplary achievement on and off campus.

Instagram: [lsuakas](#) Facebook: [akaetakappa](#) Twitter: [lsuakas](#)

Kappa Alpha Psi is the second oldest incorporated national collegiate Greek-letter fraternity in the National Pan-Hellenic Council. The fundamental purpose of Kappa Alpha Psi is **ACHIEVEMENT** in every field of human endeavor. Since its founding by ten young men, the fraternity has never limited membership based on color, creed, or national origin. Kappa Alpha Psi is a major contributor in the fields of political, social, cultural, and scholastic achievement. The fraternity sponsors programs providing and promoting community service, social welfare, and academic scholarship.

The Nu Iota chapter of Kappa Alpha Psi was established at Louisiana State University on February 12, 1988. Following over twenty years of success, Nu Iota has produced over 90 members contributing to the LSU and Baton Rouge communities.

Instagram: [nuiotanupes](#)



NUPES, ORIGINALLY FOUNDED AT INDIANA UNIVERSITY IN 1811, WAS CHARTERED AT LSU IN 1988 AND HAS A CHAPTER GPA OF 2.965.



Omega Psi Phi Fraternity, Inc.

Omega Psi Phi Fraternity, Inc. was founded November 17, 1911, at Howard University by Edgar A. Love, Oscar J. Cooper, and Frank Coleman—three liberal arts undergraduate students—with help from their faculty advisor, Ernest E. Just. From the initials of the Greek phrase meaning “friendship is essential to the soul,” the name Omega Psi Phi was derived. The phrase was selected as the motto. Manhood, Scholarship, Perseverance, and Uplift were adopted as cardinal principles. The Theta Kappa chapter of Omega Psi Phi Fraternity was chartered at LSU on March 12, 1977, by 13 distinguished men and the chapter has grown to over 150 sons of Theta Kappa. Their chapter has a proud and rich history at LSU, as some of Theta Kappa’s members have been trailblazers, not only for the LSU campus, but also for the greater community. They are the first Black Greek lettered fraternity to be founded on LSU’s campus and are the founders of LSU’s National Pan-Hellenic Council. Observing over 45 years of Theta Kappa’s existence, the chapter celebrates Manhood, Scholarship, Perseverance, and Uplift on the campus of LSU and will continue to celebrate these Cardinal Principles into eternity.

Instagram icon [lsu_ques](#)



OMEGA PSI PHI, ORIGINALLY FOUNDED AT HOWARD UNIVERSITY IN 1911, WAS CHARTERED AT LSU IN 1977 AND HAS A CHAPTER GPA OF 2.849.



SIGMA KAPPA, ORIGINALLY FOUNDED AT HOWARD UNIVERSITY IN 1914, WAS CHARTERED AT LSU IN 1976 AND HAS A CHAPTER GPA OF 3.171.



Phi Beta Sigma Fraternity, Inc.

Phi Beta Sigma Fraternity, Inc. was founded at Howard University in Washington D.C. on January 9, 1914, by three distinguished men: A. Langston Taylor, Leonard F. Morse, and Charles I. Brown. The Founders sought to create an organization that would be grounded in the principles of Brotherhood, Scholarship, and Service. The Founders envisioned a fraternity that viewed itself as “a part of” of the general community rather than “apart from” the general community. The chapter averages nearly 400 hours of service annually. Locally the Iota Tau chapter has organized events such as “Mask Painting with the Sigmas” to raise money for Hurricane Laura victims. Brothers of the chapter hold leadership positions & are involved in various on campus organizations such as Black male Leadership Initiative (BMLI), NAACP, Student Government, National Society of Black Engineers (NSBE), National Association of Black Journalists (NABJ), LSU’s Symphonic Band, The Daily Reveille, and more.

Instagram icon [lsusigmas](#)



S-G-RHOS, ORIGINALLY FOUNDED AT BUTLER UNIVERSITY IN 1922, WAS CHARTERED AT LSU IN 2000 AND HAS A CHAPTER GPA OF 3.032.



Sigma Gamma Rho Sorority, Inc. was

founded November 12, 1922, at Butler University in Indianapolis, Indiana. The sorority was founded by 7 educators. Sigma Gamma Rho is the only sorority of the National Panhellenic Council that was founded at a predominantly white institution. The sorority has a proud history of providing positive and proactive community outreach nationally and internationally. Sigma Gamma Rho's mission is to enhance the quality of life for women and their families in the U.S. and globally through community service, civil action, and social action. Their goal is to achieve greater progress in the areas of education, health, awareness, and leadership development. The members, affiliates, staff, and community partners work to create and support initiatives that align with the sorority's vision—Greater Service, Greater Progress. The Gamma Pi chapter was chartered on LSU's campus on March 23, 2000, by four undergraduate students.

📷 [lsu_sgrhos](#)

Zeta Phi Beta Sorority, Inc. was founded by five

extraordinary women who wanted to actively achieve sorority elitism through the chapter's principles. Zeta Phi Beta Sorority has found success, both nationally and internationally as: the first NPHC organization chartered in Africa; the first to form adult and youth auxiliary groups; the first to centralize operations in a national headquarters; and the first—and only—NPHC sorority to be constitutionally-bound to another Greek-letter organization, Phi Beta Sigma Fraternity, Inc. Some famous Zetas include Zora Neale Hurston, Gwendolyn Brooks, and Heather Van Norman (mother of Odell Beckham, Jr.). The Rho Epsilon chapter at LSU is an active participant in the LSU and Baton Rouge communities. The chapter has hosted dynamic programs like Jiggaerobics, Glam Code, and Lip Sync Battle, to name a few. The Rho Epsilon chapter and its members have won awards from the regional board sorority and LSU. The chapter believes that nothing compares to the values that it instills in Sisterly Love and Finer Womanhood, and it strives to exemplify both of these principles daily.



ZETAS, ORIGINALLY FOUNDED AT HOWARD UNIVERSITY IN 1920, WAS CHARTERED AT LSU IN 1975 AND HAS A CHAPTER GPA OF 3.200.



🐦 [lsuzetas](#) 📷 [lsuzetas](#) 📘 [lsuzetas](#)

Panhellenic Council

WHO ARE WE?

The Panhellenic Council is the governing body of 14 sororities on campus and the body that plans the formal recruitment process. Twelve of the 14 sororities participate in fall formal recruitment.

RECRUITMENT PROCESS

Sigma Alpha and Sigma Lambda Gamma conduct their own respective recruitment and intake processes. The Panhellenic Executive Council and Recruitment Counselors (called Gamma Chis) compose the recruitment team which ensure that potential members are informed and supported through the process.

From the start of formal recruitment, potential members (PMs) are part of a small group of fellow potential members and are assigned a Gamma Chi. Gamma Chis are members of sororities, but during recruitment they support and guide PMs. The Gamma Chi's affiliation with her sorority during recruitment is confidential and each Gamma Chi has promised not to reveal her sorority affiliation; therefore, she can give unbiased advice and reduce the pressure a PM might feel if she knew the Gamma Chi's sorority affiliation.

Gamma Chis will explain the recruitment process, answer PM questions, and help with problems that may arise. Potential members have daily meeting with their Gamma Chi to review the day's activities and receive additional information.



OLIVIA CHRISTOPHER
PRESIDENT



HALEY HESSBURG
VP ADMINISTRATION



SOPHIA STUART
VP RECRUITMENT



KAYLI SMITH
VP PUBLIC RELATIONS



EMMA LAUGHLIN
TREASURER



MALLORY FERNANDEZ
SECRETARY



EMILY KUKURA
DIR. RECRUIT. MARKETING



STEPHANIE LOFTON
DIR. RECRUIT. COUNSELORS

IMPORTANT REGISTRATION DETAILS

Formal Recruitment dates are currently set for August 17-August 21, 2022. For the most accurate, up-to-date information regarding all sorority recruitment related matters, please visit our website at lsu.edu/greeks.

Recruitment registration will open June 1, 2022 at lsupanhellenic.com. Registration is required to participate. There is a \$150.00 registration fee. Following registration, each potential member will receive a confirmation email and a copy of the Girl Talk magazine, which provides additional recruitment details.



LETTERS OF RECOMMENDATION



Letters of Recommendation are not required for women interested in joining a Panhellenic sorority. However, if you have a close family member or friend who would like to submit a letter, they can find information for each organization on the Panhellenic website. Many chapters no longer accept letters of recommendation, so please check the websites prior to submitting any letters for recommendation. Letters of recommendation will not impact your eligibility to join.

FINANCIAL INFORMATION

The average expenses for all chapters are \$1136.00 per semester. Your first semester is typically the most expensive as there are often one-time expenses associated with membership that average out to \$683.00. Financial information is provided to all potential new members in their Girl Talk recruitment guide. Additionally, you can find individual chapter costs on the website and linked in the @LSUPANHELLENIC instagram LinkTree.

LEGACIES

A legacy is usually defined as a granddaughter, daughter, or sister of an initiated sorority member unless a national organization recognizes additional relatives. Each chapter has its own policies regarding legacies.

Being a legacy of a chapter does not ensure membership. Each potential member is considered on an individual basis; a legacy is not more obligated to join a particular sorority than the sorority is obligated to offer her membership. The potential member and the sorority are looking for compatibility, not necessarily a family connection to the group. Panhellenic has no policies regarding legacies. Each sorority has its own policy regarding legacies, and Panhellenic has no input in individual sorority membership decisions.

WHAT TO WEAR

Icewater

DAY 1

Virtual

Chapter members will not see you during this round, so no specific attire is required



Bid Day

DAY 5

There is no specific dress for the day; however, most PMs wear shorts and a t-shirt. Once a PM receives her bid, she will receive a jersey from her new sorority. Flips flops and sandals are appropriate, but sneakers may be more comfortable. It is not recommended to wear anything fancy or expensive jewelry.

Philanthropy

DAY 2

Potential members visit up to 9 sororities with 40 minute events.

Wear the pictured PHC recruitment shirt that will be provided and your choice of bottoms.

Shorts, skirts, and jeans are appropriate



Sisterhood

DAY 3

Potential members visit up to 6 sororities with 45 minute events.

Wear shorts, shirts, sandals, sneakers & remember it is hot!



Preference

DAY 4

Potential members visit up to 2 sororities with 45 minute events.

This is the most formal round of recruitment; jumpsuit or dresses; semi-formal attire should be worn.



ADPI, ORIGINALLY FOUNDED AT WESLEYAN COLLEGE IN 1851, WAS CHARTERED AT LSU IN 1914 AND HAS A CHAPTER GPA OF 3.307.



Alpha Delta Pi is the oldest secret society for women in the world. Its founding took place on May 15, 1851 at Wesleyan Female College in Macon, Georgia – the first college in the world chartered to grant degrees to women. Alpha Delta Pi's open motto is, "We Live For Each Other," leading us to support each other in every aspect of our lives. Alpha Delta Pi is committed to sisterhood, values and ethics, high academic standards, and social responsibility. The Omega chapter continues that commitment at LSU. Alpha Delta Pi members take advantage of the vast opportunities within the chapter, such as leadership positions and philanthropic events and partnerships both with Ronald McDonald House Charities and the Max Gruver Foundation. Members are also involved in countless campus activities and organizations, including LSU Ambassadors, Dance Marathon, STRIPES, the Honors College, student athletics, various honor and professional societies, and many more.

www.lsuadpi.com [lsuadpi](https://www.instagram.com/lsuadpi) [lsuadpi](https://www.facebook.com/lsuadpi)

Alpha Phi International Fraternity is a membership organization dedicated to promoting sisterhood, cultivating leadership, fostering innovation, encouraging intellectual curiosity, and advocating service. We help advance women's lives through the power of philanthropy. Alpha Phi is a home filled with supportive and empowering sisters who will always want the best for one another and expect the best of each other. Alpha Phi is a sisterhood of women supporting one another in lifelong achievement. We encourage working together to create a positive impact on campus and in our community. Our members are involved in many on-campus activities from the LSU Golden Girls to Student Government. Alpha Phi develops character for a lifetime. We are a chapter full of energetic, involved, and dedicated women who are leaders, scholars, and contributors to the community.

lsualphaphi.com [lsualphaphi](https://www.instagram.com/lsualphaphi) [LSU Alpha Phi](https://www.facebook.com/LSUAlphaPhi)



A-PHI, ORIGINALLY FOUNDED AT SYRACUSE UNIVERSITY IN 1872, WAS CHARTERED AT LSU IN 1965 AND HAS A CHAPTER GPA OF 3.201.



Chi Omega is the largest women's fraternity nationwide with 181 chapters and more than 375,000 initiates. The Phi Gamma chapter at LSU has prided itself on upholding Chi Omega's six purposes which are: friendship, personal integrity, service to others, academic excellence and intellectual pursuits, community and campus involvement, and career and personal development.

Chi Omega women are actively involved in the community, volunteering at Friends of the Animals, Habitat for Humanity, and several other local organizations. Every year, Chi Omega hosts its philanthropy event, Swishes for Wishes, to support its national philanthropy, the Make-A-Wish Foundation.

As a diverse group of women, Chi Omegas are involved in many campus activities such as athletics, dance teams, Greek leadership organizations, student government, spiritual organizations, and more!

Additionally, Chi Omega hosts many fun events such as White Carnation Formal, Hoot 'n Holler, Semi Formal, Grub, King Cakes with Chi O, and more!



CHI O, ORIGINALLY FOUNDED AT UNIVERSITY OF ARKANSAS IN 1895, WAS CHARTERED AT LSU IN 1924 AND HAS A CHAPTER GPA OF 3.612.



chiomega.com [lsuchiomega](https://www.instagram.com/lsuchiomega) [lsu chi omega](https://www.facebook.com/lsuchio)



TRI DELTA, ORIGINALLY FOUNDED AT BOSTON UNIVERSITY IN 1888, WAS CHARTERED AT LSU IN 1934 AND HAS A CHAPTER GPA OF 3.516.



Delta Delta Delta was founded in 1888 with the purpose of establishing a perpetual bond of friendship among its members, developing a stronger and more womanly character, broadening the moral and intellectual life, and assisting its members in every possible way. Tri Delta is filled with over 300 brave, bold, and kind women from all over the United States, and their members are encouraged to showcase their talents and build leadership skills to become the very best version of themselves.

Last year, Tri Delta at LSU was the top fundraising chapter in the nation for their philanthropy, St. Jude Children's Research Hospital. They raised \$190,723, and they received the Heart of St. Jude Award in 2020.

Tri Delta members live out their core values of truth, self-sacrifice, and friendship through their philanthropic efforts.

Tri Delta members are involved in many diverse student organizations at LSU, such as Student Government, Fraternity and Sorority Life Unity Council, Tiger Girls, Bat Girls, and Golden Girls. Additionally, Tri Delta enjoys planning fun social events, such as Blind Tie, GRUB, Semi-Formal, Chapter Night Out, and much more. Tri Delta's bonds of sisterhood last a lifetime, and they look forward to welcoming new sisters during recruitment this fall!

lsu.tridelta.org [trideltalsu](https://www.instagram.com/trideltalsu) [delta delta delta lsu](https://www.facebook.com/delta.delta.delta.lsu)



Delta Gamma

has a purpose to foster high ideals of friendship among women, promote educational and cultural interests, create a true sense of social responsibility, and develop the finest qualities of character. Delta Gamma's national philanthropy is Service for Sight, an organization dedicated to helping those with visual impairments. Delta Gammas at LSU support their philanthropy by hosting biannual fundraising events such as "Slushies for Sight" and "Krewe de Sight." The sisters of Delta Gamma have adopted a hands-on approach to service, volunteering weekly through partnerships with the Louisiana School for the Visually Impaired, LSU's Food Pantry, Miracle League, and the Lions Club, amongst many others. Committee to maintaining high standards of sisterhood and philanthropic involvement, Delta Gammas at LSU strive to "do good" in all that they do. Our members hold officer positions in campus and community-wide organizations such as Student Government, LSU Golden Girls, Panhellenic Council, Fraternity and Sorority Life Unity Council, Tigers Against Trafficking, Young Life, and honor societies—to name a few. The women of Delta Gamma won the Outstanding Sisterhood Award in 2014, 2015, 2017, 2020, and 2021 and Outstanding PHC Chapter in 2020 at LSU's Order of Omega Awards Ceremony.

DEE GEE, ORIGINALLY FOUNDED AT LEWIS SCHOOL FOR GIRLS IN 1873, WAS CHARTERED AT LSU IN 1948 AND HAS A CHAPTER GPA OF 3.504.



 [deltagammalsu](#)
 [delta gamma lsu](#)
 [deltagammalsu.com](#)

Delta Zeta was created in order to unite its members in the bonds of sincere and lasting friendship to stimulate one another in the pursuit of knowledge, to promote the moral and social culture of its members, and to develop plans for guidance and unity in action. Delta Zeta was founded on the ideals of everlasting friendship and superiority in scholarship and service. Delta Zeta's purpose is to instill in its members the true meaning of sisterhood.

The Sigma chapter of Delta Zeta is most proud of its philanthropic endeavors. Delta Zeta's philanthropy is speech and hearing. In addition to hands on service opportunities, the Sigma chapter also hosts many events throughout the year. The Miss LSU pageant has been hosted by Delta Zeta for the past 20 years, and each year proceeds of over \$90,000 benefit Delta Zeta's philanthropy.



DEE ZEE, ORIGINALLY FOUNDED AT MIAMI UNIVERSITY IN 1902, WAS CHARTERED AT LSU IN 1917 AND HAS A CHAPTER GPA OF 3.481.






 [deltazetalsu](#)
 [delta zeta sigma chapter lsu](#)
 [deltazetalsu.com](#)

Kappa Alpha Theta was established in 1870 at DePauw University. This organization was founded on the four values of intellectual curiosity, leadership potential, commitment to service, and personal excellence. The Delta Kappa chapter was founded at LSU in 1963. Since then, it has strived to provide its members with friendships, memories, and experiences that follow these core values.

The sisters of Kappa Alpha Theta pursue leadership on campus through their involvement in student organizations such as Student Government, Fraternity and Sorority Life Unity Council, Order of Omega, LSU Ambassadors, Dance Marathon, club sports, student media, and more. Encouraging each other to be ambitious and bold leaders allows members to become successful students that will prepare them for life outside of college.

Kappa Alpha Theta's philanthropy is CASA which stands for Court Appointed Special Advocates. CASA is a national non-profit organization that assigns volunteers to support and give a voice to abused and neglected children in the foster care system. These resources ensure that these children are placed in safe and secure homes. In 2021, the Delta Kappa chapter raised over \$40,000 for the Baton Rouge CASA office through a benefit concert titled Rock the CASA and smaller fundraisers throughout the year. Theta at LSU is proud to be one the main fundraising entities for Baton Rouge CASA.

 thetalsu
  lsu kappa alpha theta
 kappaalphatheta.org



THETA, ORIGINALLY FOUNDED AT DEPAUW UNIVERSITY IN 1870, WAS CHARTERED AT LSU IN 1963 AND HAS A CHAPTER GPA OF 3.268.





KD, ORIGINALLY FOUNDED AT STATE FEMALE NORMAL SCHOOL IN 1897, WAS CHARTERED AT LSU IN 1909 AND HAS A CHAPTER GPA OF 3.571.



Kappa Delta was founded in 1897 by four women in Farmville, VA. It was founded on the values of a lifetime of learning, personal integrity, altruistic service, truth, and loyalty. Kappa Delta women strive to live out their open motto of "let us strive for that which is honorable, beautiful, and highest." Kappa Delta provides experiences that build confidence in women and inspire them to action through the power of lifelong friendship.

In 1909, the Epsilon Chapter of Kappa Delta was chartered, making it the first sorority on LSU's campus. Since then, the chapter has flourished in service, sisterhood, and social involvement. Locally, we support the Baton Rouge Children's Advocacy center through our Shamrock event which raises funds in an effort toward preventing child abuse. Additionally, we serve as mentors for local Girl Scout troops through holding numerous events at the house throughout the year that promote confidence.

 kappadeltalsu
  kappa delta lsu
 lsu.kappadelta.org



KAPPA, ORIGINALLY FOUNDED AT MONMOUTH COLLEGE IN 1870, WAS CHARTERED AT LSU IN 1935 AND HAS A CHAPTER GPA OF 3.421.



Kappa Kappa Gamma

is an organization of women which seeks for every member--throughout her life--bonds of friendship, mutual support, opportunities for self-growth, respect for intellectual development, and an understanding of and an allegiance to positive ethical principles. The Delta Iota chapter strives to demonstrate these characteristics through sisterhood, scholarship, and service. LSU Kappa members are involved in LSU sports, clubs, Ambassadors, Student Government, and the PHC and Greek community, along with many other organizations across campus.

Last year, LSU Kappas raised over \$50,000 for their local philanthropy, St. Jude's Dream Day Foundation, by hosting their annual Kappa Klassic golf tournament. The foundation provides a day of food and fun for patients and families of St. Jude's Children's Hospital. The Delta Iota chapter is consistently the top fundraiser out of all Kappa chapters in the nation. After 53 years in their original house, KKG is proud to call their new house at 4050 West Lakeshore Drive home!

lsu.kappa.org [lsukkg](https://www.instagram.com/lsukkg) [kappa kappa gamma lsu](https://www.facebook.com/kappa.kappa.gamma.lsu)

Phi Mu

serves to provide personal and academic development, service to others, commitment to excellence, and lifelong friendship through a shared tradition. Since 1852, the nation's second-oldest sorority has promoted vibrant living by encouraging members to achieve their personal best. LSU's chapter is comprised of strong, unique young women participating in a variety of on-campus organizations such as Student Government, Miss LSU, Tiger Girls, Cheerleading, Track Team, Golden Girls, Bat Girls, and Dance Marathon. Phi Mu's national philanthropy is Children's Miracle Network Hospitals. The Alpha Eta Chapter raised over \$70,000 this past year for CMNH. All funding raised by Phi Mu at LSU goes directly to their local CMNH, Our Lady of the Lake Children's Hospital. Alpha Eta hosts an array of events each semester including social and sisterhood events. The Alpha Eta chapter honors its bond of sisterhood and looks forward to another year of laughter, friendship, and growth as a sorority.



PHI MU, ORIGINALLY FOUNDED AT WESLEYAN COLLEGE IN 1852, WAS CHARTERED AT LSU IN 1934 AND HAS A CHAPTER GPA OF 3.514.



lsuphimu.com [phimu_lsu](https://www.instagram.com/phimu_lsu) [phi mu at lsu](https://www.facebook.com/phi.mu.at.lsu)

Pi Beta Phi was the first national secret college society of women to be molded after Greek-letter men's fraternities.

The Louisiana Beta chapter prides itself on its unique character and strong sisterhood. As a chapter, members push each other to strive to be their best while providing lifelong friendships and contributing to the betterment of society.

Pi Phi stands proud in its six core values of integrity, lifelong commitment, honor and respect, personal and intellectual growth, philanthropic service to others, and sincere friendship. These values are demonstrated through Pi Phi's dedication to campus involvement, academic achievement, philanthropic efforts, and strong sisterhood.

For 154 years, Pi Beta Phi has been committed to creating a more literate society through Read>Lead>Achieve. Pi Phi partners with Read>Lead>Achieve to continue the tradition of supporting children and families by providing tools for skill development and education.

 [lsupibetaphi](https://www.instagram.com/lsupibetaphi)
 [pi beta phi at lsu](https://www.facebook.com/pibetaphi)
 [lsu.pibetaphi.org](https://www.lsu.pibetaphi.org)



PI PHI, ORIGINALLY FOUNDED AT MONMOUTH COLLEGE IN 1867, WAS CHARTERED AT LSU IN 1936 AND HAS A CHAPTER GPA OF 3.478.



*National Recruitment Process and Procedures

Sigma Alpha is LSU's only professional and social sorority. Sigma Alpha was founded in 1978 at Ohio State University to promote women in agriculture, but members of any major and background are welcome. Like other sororities, Sigma Alpha embraces service in the community with two philanthropies. Their national philanthropy is Ag in the Community, which aims to help students gain a greater awareness of the role of agriculture in the economy and society. The Zeta chapter's local philanthropy is Companion Animal Alliance. They support the shelter by volunteering time with the animals as well as raising funds through an annual philanthropy event.

Sigma Alpha strives for achievement in scholarship, leadership, and service and offers a wonderful opportunity to make lifelong friendships. Because of their unique organization, they hold recruitment separately from PHC Formal Recruitment. Please visit their social media and website to learn more about their recruitment events.

Sigma Alpha strives for achievement in scholarship, leadership, and service and offers a wonderful opportunity to make lifelong friendships. Because of their unique organization, they hold recruitment separately from PHC Formal Recruitment. Please visit their social media and website to learn more about their recruitment events.

 [sigmaalpha_lsu](https://www.instagram.com/sigmaalpha_lsu)
 [sigma alpha-zeta chapter](https://www.facebook.com/sigmaalpha-zeta)
 [sigmaalphalsu.com](https://www.sigmaalphalsu.com)



SIGMA ALPHA, ORIGINALLY FOUNDED AT OSU IN 1978, WAS CHARTERED AT LSU IN 1989 AND HAS A CHAPTER GPA OF 3.191.





THE GAMMAS, ORIGINALLY FOUNDED AT THE UNIVERSITY OF IOWA IN 1990, WAS CHARTERED AT LSU IN 2010 AND HAS A CHAPTER GPA OF 3.024.



Sigma Lambda Gamma National Sorority, Incorporated is the fastest growing multicultural sorority in the nation, representing over 113 ethnicities! The five principles SLG upholds are academics, community service, cultural awareness, social interaction, and moral and ethics.

SLG is the first and only multicultural sorority on campus! Eta Epsilon's chapter philanthropy is the Boys and Girls Club of Greater Baton Rouge.

These sisters recognize the need for camaraderie, supporting other women of varying cultures at the university level, and they remain dedicated to the overall success of women on a global scale.

Gammas pride themselves on pushing women to embrace their culture and, most importantly, to be proud of it. Being a sister of Sigma Lambda

Gamma requires dedication, hard work, diligence, and a lifelong commitment to excellence in a remarkable sisterhood.

Instagram: [lsu_gammas](https://www.instagram.com/lsu_gammas) Facebook: [lsu.gammas](https://www.facebook.com/lsu.gammas)

Website: <https://lsugammas.wixsite.com/gammas>

Zeta Tau Alpha at LSU is dedicated to living out its values in academic achievement, on-campus activities, the Greek community, and beyond. The Delta Kappa chapter was established at

LSU in 1959 with the purpose of strengthening friendships and fostering a spirit of love. Through developmental workshops, sisterhood bonding, service to others, and a built-in support system of friends and alumnae, ZTA develops the potential and character of each individual member. ZTA's national philanthropy is Breast Cancer Education and Awareness and is supported through campus and community events such as the annual 12-Hour Pancake Breakfast, catwalk for a Cure, think Pink Week in October, and Dodge for a Cause. The sisters of Zeta Tau Alpha are encouraged by one another to follow their passions and develop their strengths while forming lifelong friendships.



Z-T-A, ORIGINALLY FOUNDED AT STATE FEMALE NORMAL SCHOOL IN 1898, WAS CHARTERED AT LSU IN 1959 AND HAS A CHAPTER GPA OF 3.322.



Website: lsuzta.com Instagram: [lsu_zta](https://www.instagram.com/lsu_zta) Facebook: [lsu zeta tau alpha](https://www.facebook.com/lsu.zeta.tau.alpha)

Why Geaux Greek at LSU?

BE A LEADER

There are so many opportunities to develop your leadership skills! You will find leaders all over campus are members in fraternities and sororities.

MAKE MEMORIES

Memories made during your time in Greek Life will be some of your favorite memories in college! Balancing academics and social events is what Greeks are great at!

FIND YOUR HOME AWAY FROM HOME

Fraternities and sororities provide a sense of belonging and comfort! Everyone can find their home in Greek Life!

CONNECT WITH OTHERS

Friendship with your peers both in your same chapter and the larger Greek community makes LSU feel smaller, not to mention life after college with networks and alumnae!

DO GOOD

Through service and philanthropy opportunities, you can make a difference in others' lives! Fraternities and sororities complete thousands of hours of service each year!

GET THE GRADES

We are here to earn a degree. Fraternities and sororities are supportive of your academic journey and value academic success!

HAVE FUN!!!

WHY I WENT GREEK

BROOKS BELANGER IFC PRESIDENT

"I went Greek to find a home and family on campus. My fraternity experience has allowed me to surround myself with like-minded men who have become my best friends. Greek life has allowed me to create an unmatched support network and connect myself to individuals across campus with a diverse set of knowledge and life experiences. My decision to join my fraternity and the Greek system and at LSU has been one of the best I have ever made.

CALVIN CHAPMAN NPHC PRESIDENT

I went Greek because I saw how it impacted various men in my family and I saw how the values of Kappa Alpha Psi Fraternity Inc. molded them into better men and I decided that I wanted that for myself. I love being Greek because of the brotherhood shared between me and my fraternity brothers.

OLIVIA CHRISTOPHER PHC PRESIDENT

I love Greek life because it has given me lifelong friendships and so many great opportunities to lead and grow. Greek life has been such an integral part of my life for the last three years, and I can't imagine my college career without it. I have met lots of great people from different walks of life thanks to the Greek community, and it has taught me to never be scared to walk up to someone and say hi! Keeping an open mind and being myself during recruitment was so important for me to find where I would call home!

Parents & Families

10 WAYS TO SUPPORT YOUR STUDENT IN GREEK LIFE

REVIEW THE POTENTIAL BENEFITS OF JOINING WITH YOUR STUDENT

Joining the LSU Greek Community can provide character enhancement, lifelong friendship and social experiences through chapter events, on campus involvement, leadership development education, trainings, and service opportunities.

HELP YOUR STUDENT UNDERSTAND HOW TO JOIN

The process of joining a Greek organization differs by Council. Review the processes to learn about our three different Greek councils and 35 fraternities and sororities.

TALK TO YOUR STUDENT ABOUT BALANCE

The first few weeks may be overwhelming. Talk to your students about balancing their time and their schedule the first week of classes. Your student will receive a schedule of new member activities before they begin the new member process. Encourage them to manage their time responsibly.

REVIEW FINANCES WITH YOUR STUDENT

Take time to talk with your student about financial obligations, Greek fee, meal plan changes, due dates, new member fees and payment plan options. Visit financial information by chapter to see more information about finances.

FIND WAYS TO GET INVOLVED

Explore ways for each of you to get involved with your student's Greek organization. The organization may have events and volunteer opportunities for parents and families, such as parent weekends, parent clubs, newsletters, and parent volunteer roles. You can also sign up for our monthly Greek Life newsletter and follow the @LSUgreeklife Instagram

BE AWARE OF THE IMPORTANCE OF ACADEMIC ACHIEVEMENT

LSU Greek organizations are committed to their organizations value of academic achievement. Talk to your student about their academic progress often. Encourage your student to visit the Center for Academic Success the first week of classes to learn about resources available.

TALK TO THEM ABOUT THEIR SAFETY

Through education, training, and guidance, we provide tools and resources to help students make informed choices, while also understanding the consequences some choices can have. Encourage your student to stay informed on policies and procedures in order to make informed decision.

EXPECT A TIME COMMITMENT

Your student will have mandatory obligations as well as other opportunities to stay involved in the LSU Greek community. Utilizing a planner or calendar may be beneficial for your student to manage your student's schedule.

ENCOURAGE YOUR STUDENT TO REACH OUT TO THE NETWORK OF SUPPORT

Multiple networks of support are available for your students from peers who serve as new member educators, chapter leaders, and council leaders, to volunteers who serve as advisors for all of Greek organizations, to the LSU Greek Life staff, to Inter/National HQ staff members and volunteers. These areas provide support to ensure that your student has a positive experience.

MAKE THE MOST OF YOUR ROLE

Encourage your student to make the most of their Greek experience. Discuss with your student your expectations and help hold your student accountable for their choices. Learn as much as you can by asking questions. Be supportive, but when in doubt, call or email the Inter/National Office or Greek Life office to ask questions.



Let's Connect

@LSUGREEKLIFE

@LSUIFC

@LSUNPHC

@LSUPANHELLENIC

@LSUFSLUC

SIGN-UP FOR OUR MONTHLY NEWSLETTER!

