

Assessing the Health and Resilience of Human Populations in the Louisiana Coastal Region in the Context of the BP Deepwater Horizon Disaster*

Troy Blanchard Fredrick Weil Timothy Slack Justine Tinkler Sarah Becker Kirby Goidel William Bankston Susan Dumais
Louisiana State University

Statement of the Problem

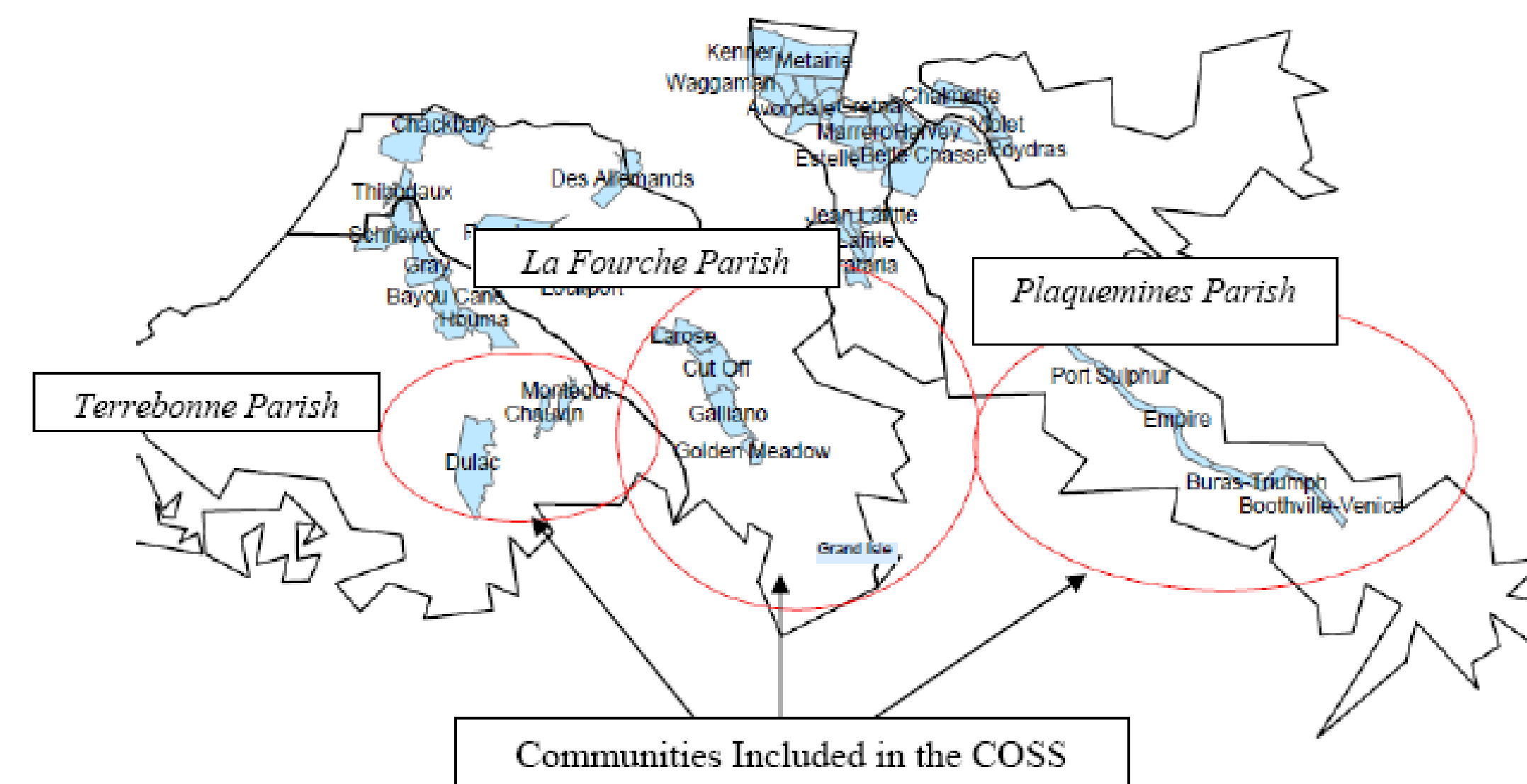
The *Deepwater Horizon* oil spill will have long term consequences for human populations in the Gulf Coast region. Prior research on environmental disasters (e.g. *Exxon Valdez* oil spill) finds that disruptions created by the disaster generate high levels of stress and negative affective outcomes for human populations. To address this issue we developed the Community Oil Spill Survey (COSS) to track the health and resiliency of Louisiana coastal communities over time.

Monitoring Louisiana Coastal Communities

Telephone survey of households randomly drawn from a listed household sample of the approximately 6,000 households living in the coastal portions of Terrebonne, LaFourche, Terrebonne, and Jefferson (Grand Isle).

COSS is currently funded for five waves of data collection. To date, three waves of data collection have been completed:

- Wave 1: June-July 2010, N=935
- Wave 2: October 2010, N=1,103
- Wave 3: March 2011, N=1,027



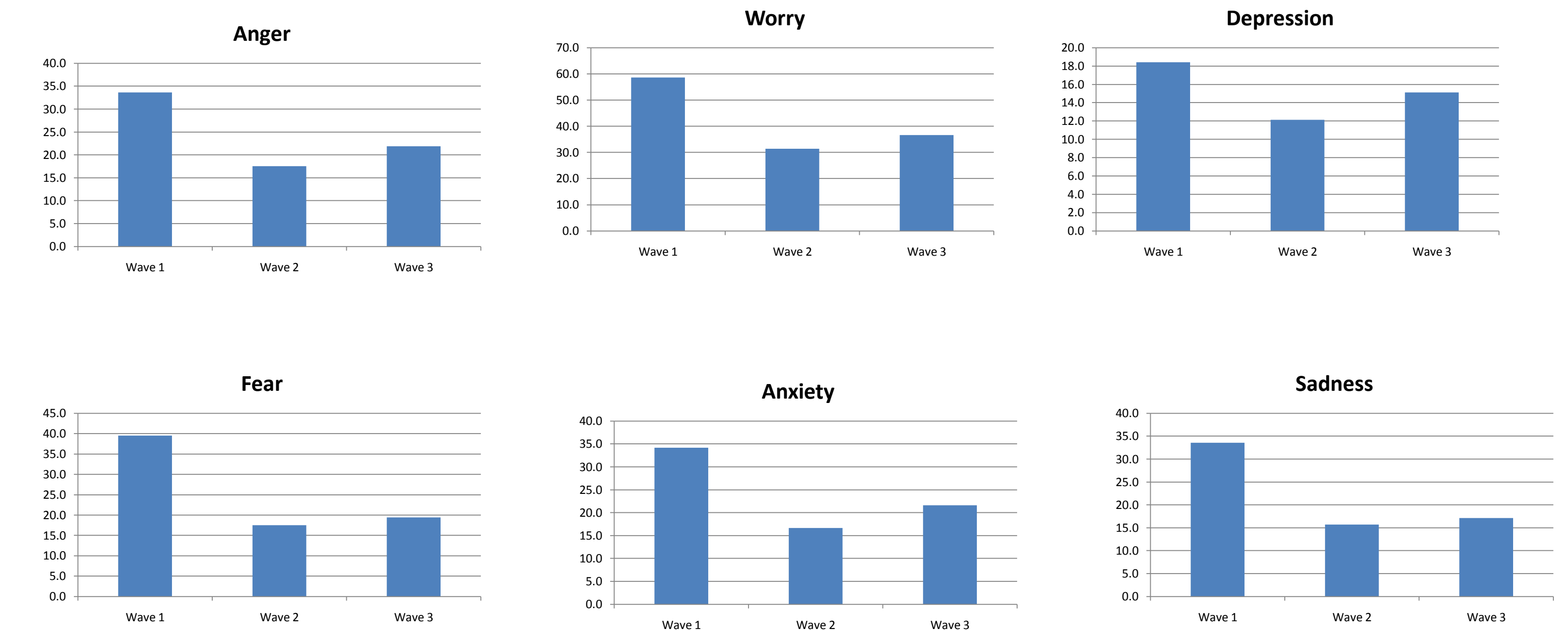
Topics on the survey include:

- Community Satisfaction
- Self-Reported Overall Health
- Stress
- Affective Health (e.g. anxiety, nervousness, fear)
- Physical Health (e.g. aches, pains, appetite, chest pains)
- Life Disruption (e.g. ability to work, interact with friends)
- Worry and Concern
- Level of Trust of Information from Government and BP
- Who to Blame for the Disaster
- Economic Impact on Household
- Migration Intentions
- Demographic and Socioeconomic

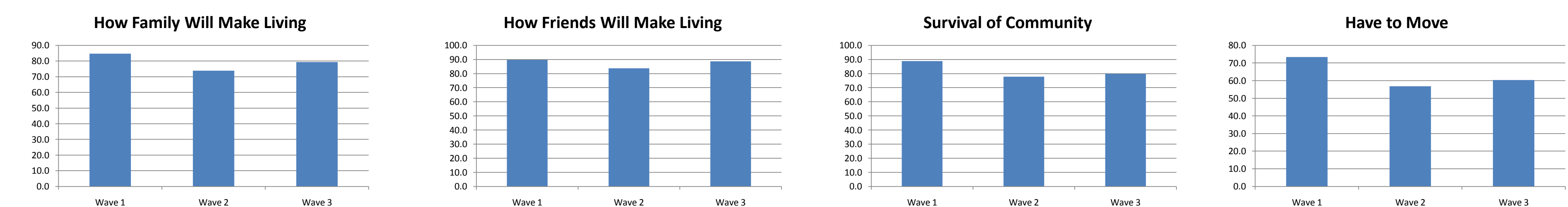


Initial Findings

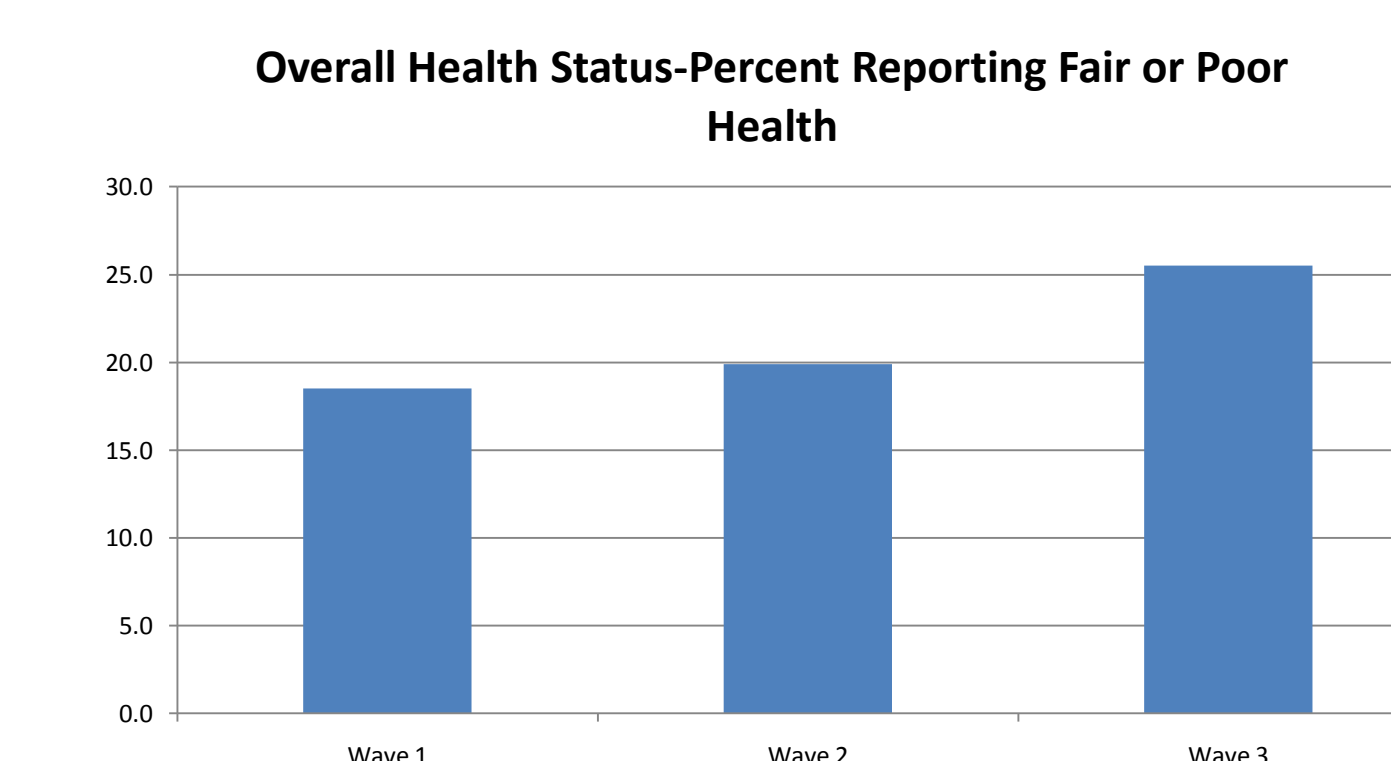
In the last week, how often have you experienced the following feelings because of the oil spill? Responses Include: Almost Constantly, Some of the Time, Almost Never, and Never (Numbers in Charts Represent the Percent Reporting Almost Constantly)



How would you rate your overall health?
Responses: Yes, No
(Numbers in Charts Represent Percent Responding Yes)



How would you rate your overall health?
(Responses: Excellent, Very Good, Good, Fair, Poor)



*This study was funded by support from the Office of the Dean, College of Humanities and Social Sciences at Louisiana State University and the LSU Gulf of Mexico Oil Spill Research Program Funded by British Petroleum. All interpretations of the data presented in this report are those of the authors, and do not reflect the position of the College of Humanities and Social Sciences , Louisiana State University, or BP. Direct correspondence to Troy Blanchard in the Department of Sociology, 126 Stubbs Hall, Louisiana State University, Baton Rouge, LA 70803.