




Sociology 2211, Spring 2011: Baton Rouge Area Survey



1. Please enter the following:

		Response Percent	Response Count
Interviewer Number (last 6 digits of student number)		99.8%	428
YOUR Student Number (Person Entering Data: last 6 digits of student number)		100.0%	429
answered question			429
skipped question			0







2. May we begin the interview?

		Response Percent	Response Count
Yes		100.0%	419
No		0.0%	0
answered question			419
skipped question			10

3. Please tell me if you think each of the following trends is generally a good thing for our society, a bad thing for our society, or doesn't make much difference?

	Good Thing for Society	Doesn't Make Much Difference	Bad Thing for Society	Don't Know	NA	Response Count
More mothers of young children working outside the home	32.5% (136)	28.2% (118)	35.2% (147)	3.1% (13)	1.0% (4)	418
More women not ever having children	12.8% (53)	30.4% (126)	48.7% (202)	6.5% (27)	1.7% (7)	415
More gay and lesbian couples raising children	13.5% (56)	32.0% (133)	47.8% (199)	5.0% (21)	1.7% (7)	416
More fathers staying home with children so their wives can work full-time	38.6% (160)	28.0% (116)	27.1% (112)	4.3% (18)	1.9% (8)	414
answered question						418
skipped question						11

4. Women are more likely than men to take care of children. People have suggested several reasons why this might be so, for example, that women are biologically better-suited to care for children. How important do you think this reason is: very important, important, somewhat important, or not at all important.

		Response Percent	Response Count
Very Important		35.6%	149
Important		19.8%	83
Somewhat Important		30.1%	126
Not At All Important		12.9%	54
Don't Know		1.4%	6
NA		0.2%	1
answered question			419
skipped question			10








5. Some people feel there should be a government insurance plan which would cover all medical and hospital expenses for everyone. Others feel that medical expenses should be paid by individuals, and through private insurance plans like Blue Cross or other company paid plans. Where would you place yourself on this scale, or haven't you thought much about this? (7-POINT SCALE SHOWN TO R)

		Response Percent	Response Count
1 Govt. Insurance Plan		21.3%	89
2		5.3%	22
3		5.5%	23
4		12.4%	52
5		9.1%	38
6		7.7%	32
7 Private Insurance Plan		37.1%	155
DK, Haven't Thought about it		1.7%	7
answered question			418
skipped question			11




6. Do you think there should or should not be adoption rights for gays and lesbians so they can legally adopt children

		Response Percent	Response Count
Yes, should		45.1%	188
No, should not		42.9%	179
No opinion		12.0%	50
answered question			417
skipped question			12




7. Do you agree or disagree? Homosexual couples should have the right to marry one another.

		Response Percent	Response Count
Strongly Agree		11.2%	47
Agree		22.0%	92
Neither Agree nor Disagree		14.6%	61
Disagree		25.4%	106
Strongly Disagree		23.4%	98
Can't Choose		1.9%	8
NA		1.4%	6
answered question			418
skipped question			11

8. As you may know, Massachusetts and some other states have legalized gay marriage. If a gay or lesbian couple gets married in one of these states, should their marriage be recognized as legal in all 50 states?

		Response Percent	Response Count
Yes		44.2%	184
No		45.2%	188
Unsure		10.6%	44
answered question			416
skipped question			13






9. Some people say that allowing openly gay men and women to serve in the military would be divisive for the troops and hurt their ability to fight effectively. Do you agree or disagree?

		Response Percent	Response Count
Agree		23.6%	98
Disagree		63.5%	264
Unsure		13.0%	54
answered question			416
skipped question			13







10. Now I am going to read you a series of statements that will help us understand how you feel about a number of things. For each statement, please tell me if you completely agree with it, mostly agree with it, mostly disagree with it or completely disagree with it. The first one is... (READ ITEMS, IN ORDER. DO NOT ROTATE)

	Completely Agree	Mostly Agree	Mostly Disagree	Completely Disagree	Don't Know	Response Count
People like me don't have any say about what the government does	13.2% (55)	28.7% (120)	35.2% (147)	21.8% (91)	1.2% (5)	418
Generally speaking, elected officials in Washington lose touch with the people pretty quickly	35.3% (147)	45.6% (190)	12.9% (54)	4.3% (18)	1.9% (8)	417
Most elected officials care what people like me think	6.3% (26)	34.1% (142)	37.3% (155)	18.8% (78)	3.6% (15)	416
Voting gives people like me some say about how government runs things	34.6% (143)	45.0% (186)	12.8% (53)	4.4% (18)	3.1% (13)	413
answered question						418
skipped question						11




11. How much of the time do you think you can trust the government in Washington to do what is right - just about always, most of the time or only some of the time?

		Response Percent	Response Count
Just About Always		2.2%	9
Most of the Time		19.9%	83
Some of the Time		71.1%	297
None of the Time		6.0%	25
Don't Know, Depends		1.0%	4
No answer		0.0%	0
answered question			418
skipped question			11





12. When the government administrators make serious mistakes in America how likely is it that they will be corrected?

		Response Percent	Response Count
Very Likely		7.6%	32
Somewhat Likely		47.4%	199
Not Very Likely		31.7%	133
Not At All Likely		11.9%	50
Can't Choose		1.2%	5
NA		0.2%	1
answered question			420
skipped question			9

13. Would you say the government is pretty much run by a few big interests looking out for themselves or that it is run for the benefit of all the people?

		Response Percent	Response Count
Few Big Interests		66.6%	279
Benefit of All		19.1%	80
Don't Know, Depends		14.3%	60
answered question			419
skipped question			10

14. Do you think that people in the government waste a lot of money we pay in taxes, waste some of it, or don't waste very much of it?

		Response Percent	Response Count
A Lot		68.5%	287
Some		27.7%	116
Not Very Much		2.4%	10
Don't Know		1.4%	6
answered question			419
skipped question			10

15. Do you think that quite a few of the people running the government are crooked, not very many are, or do you think hardly any of them are crooked?

		Response Percent	Response Count
Quite a Few		45.5%	191
Not Many		39.5%	166
Hardly Any		10.0%	42
Don't Know		5.0%	21
answered question			420
skipped question			9

16. How often do you use the internet to listen to music? Please stop me when I get to the most correct answer for you.

		Response Percent	Response Count
Every day		15.8%	66
Once a week or more		15.6%	65
Once a month or more		6.5%	27
Sometimes, but less than once a month		9.1%	38
I don't use the internet to listen to music		52.9%	221
DK/NA		0.2%	1
answered question			418
skipped question			11

17. [If listen] How do you get music on the internet? Please tell me if you use each of the following.

	Use	Don't use	Response Count	
Downloading from a paid source	41.2% (96)	58.8% (137)	233	
Downloading from an unofficial source	19.7% (46)	80.3% (187)	233	
File sharing	21.6% (50)	78.4% (182)	232	
Internet radio	58.1% (136)	41.9% (98)	234	
Other	14.0% (24)	86.0% (147)	171	
			answered question	235
			skipped question	194

18. [If listen] Where and when do you mostly listen to the music you get from the internet?

	A lot	Sometimes	From time to time, but not often	Never	Response Count	
At Home	42.8% (92)	18.1% (39)	9.3% (20)	29.8% (64)	215	
At Work	17.4% (36)	15.0% (31)	4.8% (10)	62.8% (130)	207	
At a friend's House	4.0% (8)	16.0% (32)	9.5% (19)	70.5% (141)	200	
On a Smartphone, iPod, iPad, or other mobile device	31.9% (67)	11.4% (24)	3.3% (7)	53.3% (112)	210	
Other	6.6% (10)	7.2% (11)	3.3% (5)	82.9% (126)	152	
					answered question	230
					skipped question	199

19. What is your opinion about downloading music illegally from the internet?

		Response Percent	Response Count
It is a serious offense		25.7%	107
It is a minor offense		48.0%	200
It is not really wrong		16.8%	70
DK/NA		9.6%	40
answered question			417
skipped question			12




20. Is there any area right around here - that is, within a mile - where you would be afraid to walk alone at night?

		Response Percent	Response Count
Yes		56.6%	235
No		42.2%	175
Don't know, No answer		1.2%	5
answered question			415
skipped question			14




21. Next, I'm going to read some things people do because of their concern over crime. Please tell me which, if any, of these things you, yourself, do or have done. First, ... Next, ...

	Yes	No	No opinion	Response Count
Keep a dog for protection	33.9% (142)	65.2% (273)	1.0% (4)	419
Bought a gun for protection of yourself or your home	33.9% (142)	64.7% (271)	1.4% (6)	419
Carry a gun for defense	13.2% (55)	85.4% (357)	1.4% (6)	418
Carry a knife for defense	13.3% (55)	85.8% (356)	1.0% (4)	415
Had a burglar alarm installed in your home	62.7% (262)	35.9% (150)	1.4% (6)	418
Carry mace or pepper spray	34.3% (143)	64.3% (268)	1.4% (6)	417
Avoid going to certain places or neighborhoods you might otherwise want to go to	65.1% (272)	33.3% (139)	1.7% (7)	418
answered question				419
skipped question				10

22. Do you favor or oppose the death penalty for persons convicted of murder?

		Response Percent	Response Count
Favor		59.5%	248
Oppose		25.7%	107
Don't Know/No Answer		14.9%	62
answered question			417
skipped question			12

23. Do you feel that executing people who commit murder deters others from committing murder, or do you think such executions don't have much effect?

		Response Percent	Response Count
Deters Others		30.3%	127
Not Much Effect		64.2%	269
Unsure		5.5%	23
answered question			419
skipped question			10

24. City-Parish government has limited resources and has to set priorities. All of the following issues are important, but if the city cant do everything, which issues do you think should have the highest priority? Take economic development: should it have the highest priority; high priority; medium priority; or lower priority?

	Highest Priority	High Priority	Medium Priority	Lower Priority	Dont Know	No answer	Response Count
Economic Development	20.0% (84)	49.9% (209)	22.7% (95)	5.0% (21)	1.2% (5)	1.2% (5)	419
[How about] Education	60.1% (252)	33.9% (142)	3.6% (15)	0.7% (3)	0.2% (1)	1.4% (6)	419
Reducing Traffic Congestion	16.0% (67)	38.8% (162)	33.5% (140)	9.6% (40)	0.7% (3)	1.4% (6)	418
Fighting Crime	51.1% (214)	40.1% (168)	6.2% (26)	1.4% (6)	0.2% (1)	1.0% (4)	419
Cleaning up Litter and Graffiti	12.7% (53)	30.6% (128)	36.8% (154)	17.0% (71)	1.2% (5)	1.7% (7)	418
Improving & maintaining infrastructure: roads, sewers, etc	25.1% (104)	50.1% (208)	20.5% (85)	3.4% (14)	0.2% (1)	0.7% (3)	415
answered question							419
skipped question							10

25. Infrastructure has to be constantly maintained, but it can be expensive. Which of the following infrastructure projects do you think should have the highest priority? Take sewage and water drainage: should it have the highest priority; high priority; medium priority; or lower priority?

	Highest Priority	High Priority	Medium Priority	Lower Priority	Dont Know	No answer	Response Count
Sewage and water drainage	28.7% (120)	44.5% (186)	21.8% (91)	2.6% (11)	1.0% (4)	1.4% (6)	418
[How about] Roads and bridges	31.3% (131)	50.5% (211)	16.3% (68)	0.7% (3)	0.5% (2)	0.7% (3)	418
Public transportation	14.6% (61)	32.3% (135)	34.4% (144)	16.7% (70)	0.7% (3)	1.2% (5)	418
Airports	11.2% (47)	35.2% (147)	34.2% (143)	15.1% (63)	2.2% (9)	2.2% (9)	418
Bike Paths	6.7% (28)	21.4% (89)	38.5% (160)	31.7% (132)	0.7% (3)	1.0% (4)	416
A passenger railroad between Baton Rouge and New Orleans	19.9% (83)	25.1% (105)	24.4% (102)	26.6% (111)	2.6% (11)	1.4% (6)	418
An Interstate loop that goes around Baton Rouge	22.8% (95)	30.0% (125)	22.1% (92)	21.1% (88)	1.9% (8)	2.2% (9)	417
The development of alternative energy sources	27.8% (116)	37.1% (155)	23.7% (99)	8.1% (34)	1.9% (8)	1.4% (6)	418
answered question							418
skipped question							11

26. How many days in the past week did you read a daily newspaper?

	0	1	2	3	4	5
Number Days	24.7% (103)	10.8% (45)	10.3% (43)	10.1% (42)	4.3% (18)	3.8% (16)

27. How many hours per day do you spend watching TV (television) on an average weekday, that is Monday through

	0	1	2	3	4	5	6	
Number Hours	2.9% (12)	11.5% (48)	25.9% (108)	19.9% (83)	14.1% (59)	7.9% (33)	5.8% (24)	1.

28. How many hours per day do you spend accessing the internet on an average weekday, that is Monday through F

	0	1	2	3	4	5	6	
Number Hours	22.5% (92)	20.3% (83)	15.9% (65)	11.5% (47)	7.6% (31)	7.1% (29)	4.9% (20)	1.

29. First, may I ask, In what year were you born? [Interviewer: If no answer, leave blank]

	Response Count
	406
answered question	406
skipped question	23



30. Are you male or female?

		Response Percent	Response Count
Male		30.3%	127
Female		69.7%	292
answered question			419
skipped question			10








31. Do you consider yourself to be:

		Response Percent	Response Count
White		61.8%	257
African-American / Black		33.7%	140
Asian		0.5%	2
American Indian		0.2%	1
Don't Know (vol.)		0.2%	1
No Answer		1.7%	7
Other (please describe)		1.9%	8
answered question			416
skipped question			13








32. Are you Hispanic or Latino?

		Response Percent	Response Count
Yes		2.9%	12
No		97.1%	403
answered question			415
skipped question			14










33. Are you currently married, living with a partner, separated, divorced, widowed, or have you never been married?

		Response Percent	Response Count
Married		50.6%	212
Living with partner		4.3%	18
Separated		2.4%	10
Divorced		13.6%	57
Widowed		8.6%	36
Single, never married		19.3%	81
Don't Know		0.0%	0
No Answer		1.2%	5
answered question			419
skipped question			10

34. Do you have children? How many?

		Response Percent	Response Count
None		21.8%	91
One		18.2%	76
Two		29.2%	122
Three		17.9%	75
Four or more		12.4%	52
Other answer		0.2%	1
No Answer		0.2%	1
answered question			418
skipped question			11

35. What is the highest grade of schooling that you have completed?

		Response Percent	Response Count
8th Grade or less		0.5%	2
Some high school		3.8%	16
High School Diploma		20.5%	86
Vocational/Technical school		6.4%	27
Some College		24.1%	101
College degree		26.3%	110
Some graduate school		3.3%	14
Graduate degree		14.8%	62
Don't Know		0.0%	0
No Answer		0.2%	1
		answered question	419
		skipped question	10




36. What is your religious preference?

		Response Percent	Response Count
Protestant		42.1%	176
Catholic		34.4%	144
Jewish		0.5%	2
None		4.1%	17
Don't Know		0.0%	0
No Answer		3.1%	13
Other [Please Specify]		15.8%	66
answered question			418
skipped question			11








37. [If Protestant]: What specific denomination is that, if any?

	Response Count
	167
answered question	167
skipped question	262










38. Are you a member of a local church, synagogue, or other religious or spiritual community?

		Response Percent	Response Count
Yes		72.2%	298
No		25.9%	107
Don't know		0.0%	0
Refused		1.9%	8
answered question			413
skipped question			16






39. Not including weddings and funerals, how often do you attend religious services?

		Response Percent	Response Count
Every week (or more often)		41.9%	175
Almost every week		12.4%	52
Once or twice a month		15.1%	63
A few times per year		17.2%	72
Less often than that		8.9%	37
Don't know		1.4%	6
Refused		3.1%	13
answered question			418
skipped question			11






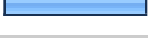

40. Generally speaking, do you usually think of yourself as a Republican, Democrat, Independent, or what? [If doing data entry: combine respondents' answers into the following categories:]

		Response Percent	Response Count
Strong Republican		21.3%	89
Republican		7.2%	30
Lean Republican		10.1%	42
Independent		11.8%	49
Lean Democrat		9.4%	39
Democrat		12.5%	52
Strong Democrat		20.1%	84
Neither		6.2%	26
Other (Please specify)		1.4%	6
		answered question	417
		skipped question	12




41. Who did you vote for in the 2008 Presidential election?

		Response Percent	Response Count
John McCain		38.9%	163
Barack Obama		39.1%	164
Someone else		2.9%	12
Didn't vote		12.4%	52
Don't remember		6.7%	28
		answered question	419
		skipped question	10










42. Who did you vote for in the 2008 election for Mayor of Baton Rouge? Did you vote for [Read four candidate names]

		Response Percent	Response Count
Wayne Carter		1.2%	5
Kip Holden		61.2%	256
Ron Johnson		0.7%	3
Dan Kyle		2.6%	11
Someone else [Volunteered]		1.7%	7
Didn't vote		20.8%	87
Don't remember, No Answer, Refused		11.7%	49
answered question			418
skipped question			11

43. Do you approve or disapprove of the way Kip Holden is handling his job as Mayor of Baton Rouge?

		Response Percent	Response Count
Approve		63.0%	262
Disapprove		13.9%	58
Unsure		23.1%	96
answered question			416
skipped question			13

44. We hear a lot of talk these days about liberals and conservatives. Would you call yourself:

		Response Percent	Response Count
Extremely Liberal		2.4%	10
Liberal		9.1%	38
Slightly Liberal		10.3%	43
Moderate, middle of the road		24.1%	101
Slightly Conservative		14.8%	62
Conservative		24.8%	104
Extremely Conservative		7.9%	33
Don't Know		2.9%	12
No Answer		3.8%	16
answered question			419
skipped question			10

45. What is your Zip Code?

	Response Count
	399
answered question	399
skipped question	30

46. What city do you live in?

**Response
Count**

409

answered question

409

skipped question

20

47. What is the name of the subdivision or neighborhood you live in?

**Response
Count**

330

answered question

330

skipped question

99

48. Just one more question: I'm going to read you a series of income categories. Please stop me when I get to the category that includes the total income that you and all other members of your household earned before taxes last year, from all sources.

		Response Percent	Response Count
Under \$25,000		11.3%	47
Under \$35,000		8.9%	37
Under \$50,000		13.0%	54
Under \$75,000		14.0%	58
Under \$100,000		10.8%	45
Under \$200,000		15.7%	65
More than \$200,000		2.7%	11
Don't Know		4.8%	20
No Response		18.8%	78
answered question			415
skipped question			14