


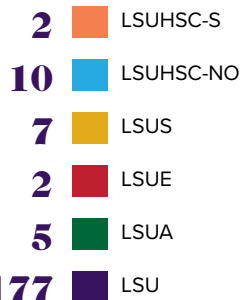


LSU Enrollment From Your District



203

TOTAL STUDENTS



LSU Economic Impact on Your District's Parishes



\$106,329,335

PARISHES THAT BENEFIT

LIVINGSTON



Recipients of TOPS and Need-Based Financial Aid

109

TOPS SCHOLARSHIP

43

PELL GRANT

20

GO GRANT



Notable LSU Achievements in Your Region

- The LSU AgCenter's Southeast Research Station—a state-of-the-art dairy operation with the latest in time-saving and cost-saving equipment—is at the center of the dairy-producing region of both Louisiana and Mississippi and, through a Memorandum of Understanding, serves both states.
- Located in Washington Parish, LSU's Lee Memorial Forest consists of over 1,200 acres of managed timberland and is a vital research and teaching resource for the LSU AgCenter.
- The LSU AgCenter's Hammond Research Station focuses on the nursery industry and is home to the Louisiana Super Plants Program, which studies plants that thrive in certain parts of Louisiana.
- LSU faculty from various fields are testing new, low-cost residential construction materials to protect the homes of low-income families in hurricane-prone coastal areas.
- Using advanced methods, LSU predicts how relative sea level rise, tides, wind waves, and hurricane storm surge affect flood maps and insurance rates and coastal development.
- LSU Health Sciences Centers rank No. 5 nationally for keeping Louisiana students in state for medical studies and keeping physicians in Louisiana upon graduation.
- LSUHSC-NO houses Louisiana's oldest and largest medical school and only dental school as well as the No. 4 nursing school in the nation.
- The Shell Youth Wetland Education Program (SWYEP) began in 2010 as a partnership with Louisiana Sea Grant, 4-H Youth Wetland Program, and Shell Robert Training Facility to teach Tangipahoa Parish youth about wetlands associated with plants, animals, and habitat importance. A total of 450 youth and 75 adults have participated in this event.



LSU Impact on Your District's Healthcare

1,602

PATIENTS TREATED

LSU HEALTH SCIENCES
CENTER NEW ORLEANS

10

PATIENTS TREATED

LSU HEALTH SCIENCES
CENTER SHREVEPORT

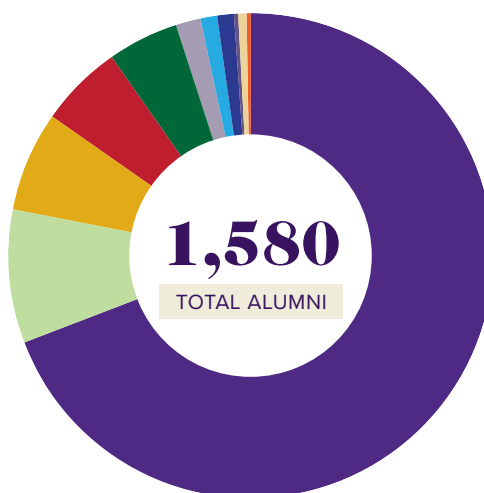
96

TOTAL EMPLOYEES

FROM ALL CAMPUSES

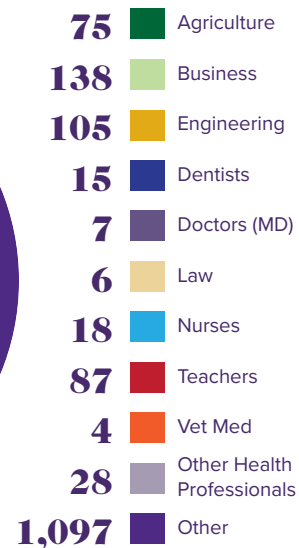


Breakdown of LSU Alumni Working in Your District



1,580

TOTAL ALUMNI



FIERCE FIGHTS FOR LOUISIANA

LSU represents the most comprehensive higher education system in the state. Our mission is education, research, outreach, and patient care.

LSU IS COMMITTED TO DELIVERING RESULTS FOR ALL OF LOUISIANA.

\$1.1 Billion

RESEARCH FUNDING

\$13.25

RETURNED TO STATE ECONOMY
PER LOUISIANA DOLLAR INVESTED

41,000

JOBS CREATED

48,646

TOTAL ENROLLED STUDENTS

355,787

PATIENTS TREATED STATEWIDE AT
LSU HEALTH CENTERS

2,568

HIGH SCHOOL STUDENTS RECEIVING
CREDIT AT AN LSU CAMPUS

166,199

TOTAL LSU ALUMNI

Notable LSU Achievements Statewide

LSU researchers across Louisiana are working on developing a wide-range of innovations to improve quality of life by studying issues such as disease management, advanced medical treatments, obesity, coastal protection, hurricane preparedness, energy, natural resource management, and agriculture.

EMPOWERING YOUTH

LSU AgCenter 4-H youth programs serve more than 200,000 children annually.

SAVING THE COAST

LSU boasts more than \$65 million in coastal research grants and more than 200 faculty members dedicated to coastal research: the largest group of experts focused on coastal and environmental science in Louisiana.

RESTORING THE COAST

Through the LSU Coastal Roots program, over 23,000 youth planted 168,567 seedlings and grass plugs on 430 coastal restoration trips.

TRAINING TEACHERS

LSU graduates make up more than 5,800 of the state's K-12 teachers.

EDUCATING TOMORROW'S WORKFORCE

The LSU Gordon A. Cain Center supports high-quality STEM education and college readiness initiatives through programs and services that build capacity for successful teaching and student learning

TRANSFORMING ENERGY

LSU holds nearly \$80 million in energy-related research grants.

PREPARING LOUISIANA'S DOCTORS

LSU alumni make up 70 percent of Louisiana physicians, 75 percent of Louisiana dentists, and 70 percent of Louisiana veterinarians.

COMBATING OBESITY

Pennington Biomedical Research Center is an international leader in research related to obesity, a condition affecting 1 in 6 Louisianans.

FIGHTING CANCER

LSU Health Sciences Center Shreveport's mobile cancer screening units travel to rural areas to provide 4,500 free cancer screenings per year to the underinsured in 23 parishes.

STRENGTHENING OUR MILITARY

Pennington Biomedical Research Center's LANG H.E.A.L.T.H is a population health program aiding over 2,000 Louisiana National Guard soldiers in combat readiness and optimum warfighter performance to assist soldiers to manage nutrition, fitness, and weight wherever they are in the world.

INNOVATING HURRICANE PREPAREDNESS

LSU faculty from various fields use innovative computer models to help state emergency response teams better predict hurricane storm surge and potential damages.

DEFENDING AGAINST CYBER ATTACKS

LSU researchers at Stephenson Technologies Corp. partnered with Louisiana National Guard to create a major cybersecurity center to promote a safer cyber community in Louisiana.

CULTIVATING LEADERS

LSU's Flores MBA program and Masters of Public Administration (MPA) program are ranked among the top 20 public graduate programs in the nation.

PRESERVING LOUISIANA'S CULTURE

The LSU Department of French Studies has been recognized by the French Ambassador to the U.S. as a centre d'excellence, an honor given to only 15 university French programs in America.

\$5.1 Billion Statewide Economic Impact

LSU
\$2.8
BILLION

LSU Health
NEW ORLEANS
\$1
BILLION

LSU Health
SHREVEPORT
\$595.4
MILLION

LSU
AgCenter
\$229.1
MILLION

PENNINGTON
BIOMEDICAL
RESEARCH CENTER
\$106.3
MILLION

LSUE
\$104.3
MILLION

LSUS
\$87.5
MILLION

LSUA
\$84.5
MILLION

FIERCE FOR THE FUTURE

For more information, visit lsu.edu/govrelations.