




**IDENTIFICATION GUIDE
TO SELECTED
ESTUARINE FISHES OF LOUISIANA**



by
Bruce A. Thompson



**FOR USE AT A WORKSHOP TO BE HELD AT
LOUISIANA STATE UNIVERSITY**

21 February 1986

LSU CFI 86-05



**Sponsored by Louisiana Sea Grant College Program
and**

LSU Coastal Fisheries Institute

IDENTIFICATION GUIDE TO SELECTED
ESTUARINE FISHES OF LOUISIANA

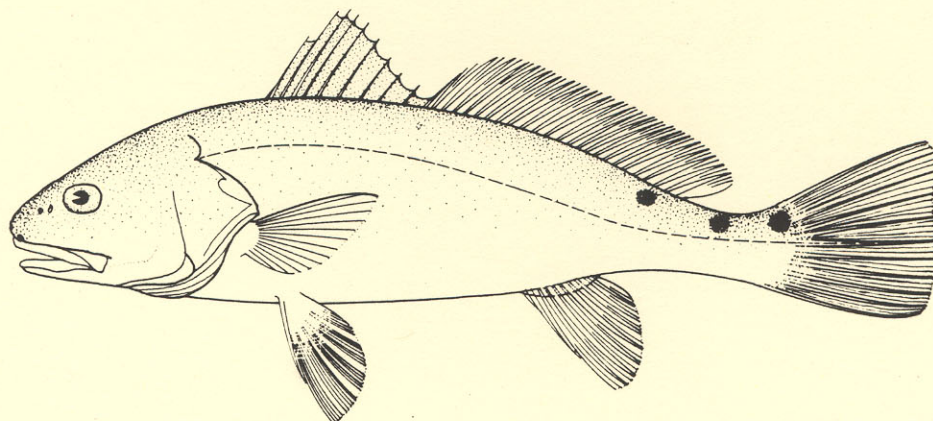
by

Bruce A. Thompson

FOR USE AT A WORKSHOP TO BE HELD AT
LOUISIANA STATE UNIVERSITY
February 21, 1986

Sponsored by Louisiana Sea Grant College Program, a part of the National
Sea Grant College Program maintained by NOAA, U.S. Department of Commerce
and LSU Coastal Fisheries Institute


Louisiana State University
Center for Wetland Resources
Baton Rouge, LA 70803-7503



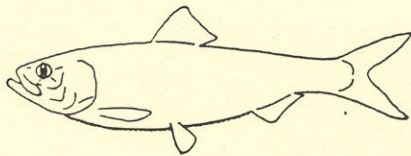
**A. Body elongate, thin or flattened laterally
color usually silver**

No dorsal fin spines


LADYFISHES



HERRINGS

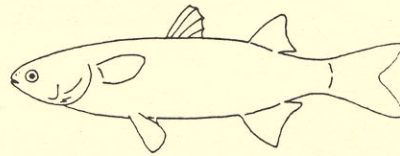


ANCHOVIES




Dorsal fin spines

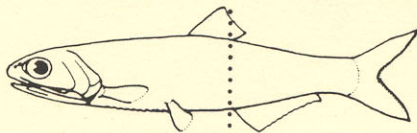
MULLETS



SILVERSIDES

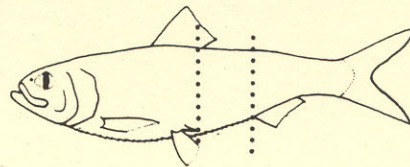


Anchovies



- insertion of anal fin near or under dorsal fin

vs Herrings



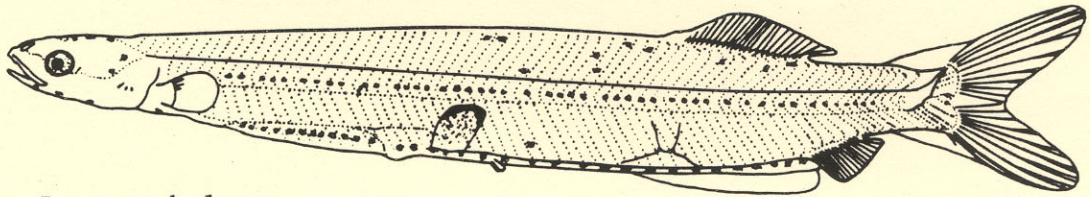
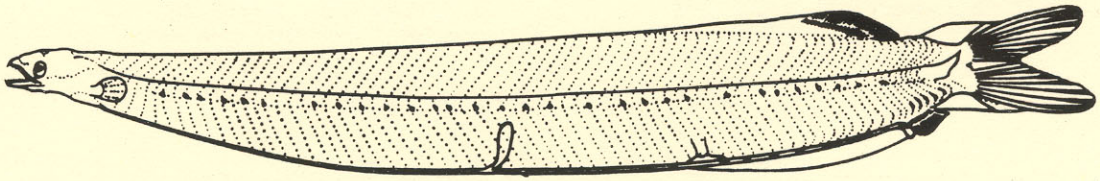
- insertion of anal fin a distance behind dorsal fin
-

B. Barbels on snout, dorsal and pectoral fin with spines

BULLHEAD and SEA CATFISHES

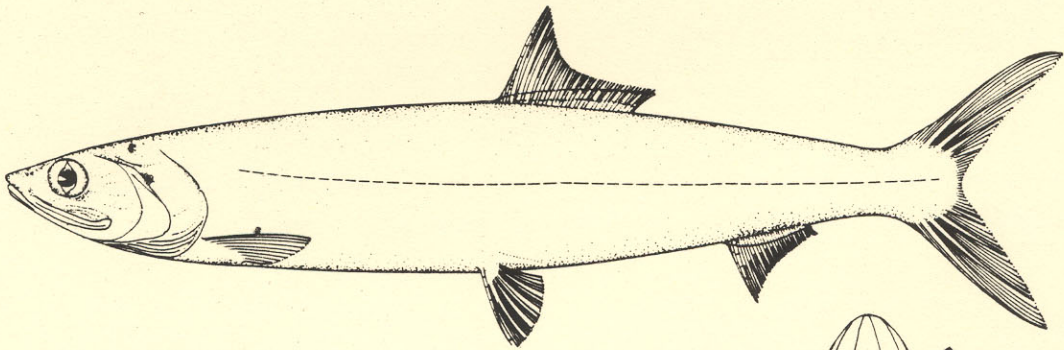
Elops saurus

Ladyfish



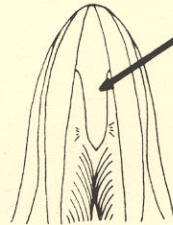
Leptocephalus

- transparent
- forked tail
- median fins near tail




Juvenile-Adult

- "duck" snout
- silver body
- gular plate under chin



leptocephalus



SP

SU

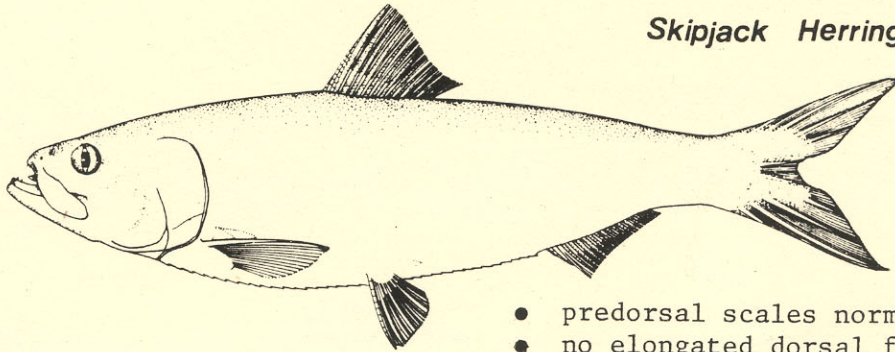
FL

WI

Herrings

Alosa chrysochloris

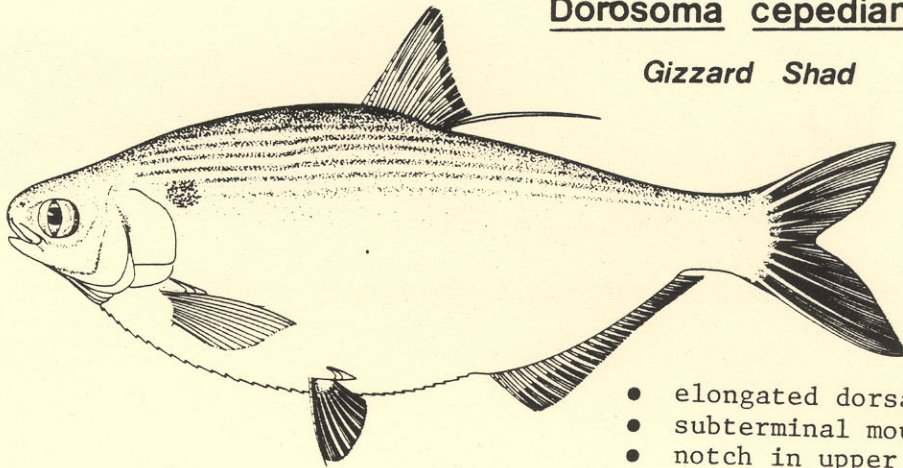
Skipjack Herring



- predorsal scales normal
- no elongated dorsal filament
- lower jaw protrudes

Dorosoma cepedianum

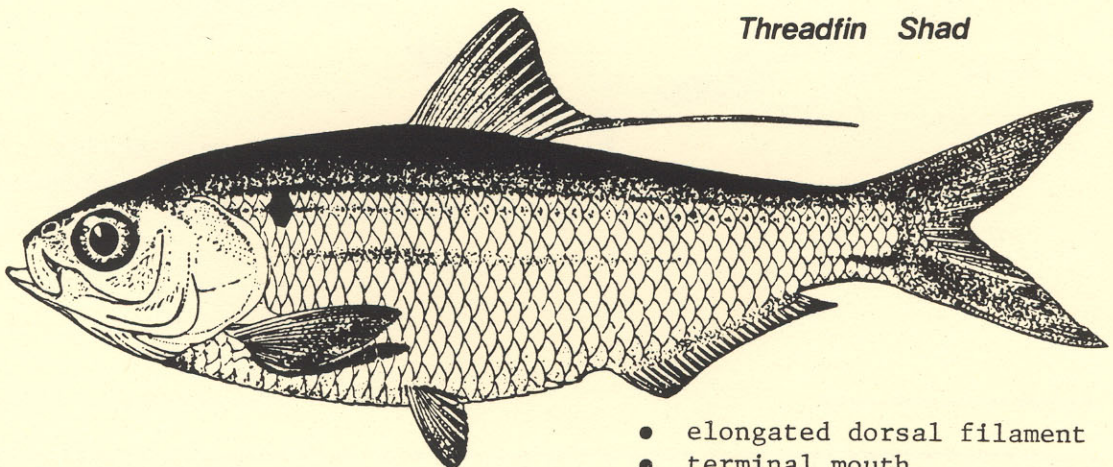
Gizzard Shad



- elongated dorsal filament
- subterminal mouth
- notch in upper jaw

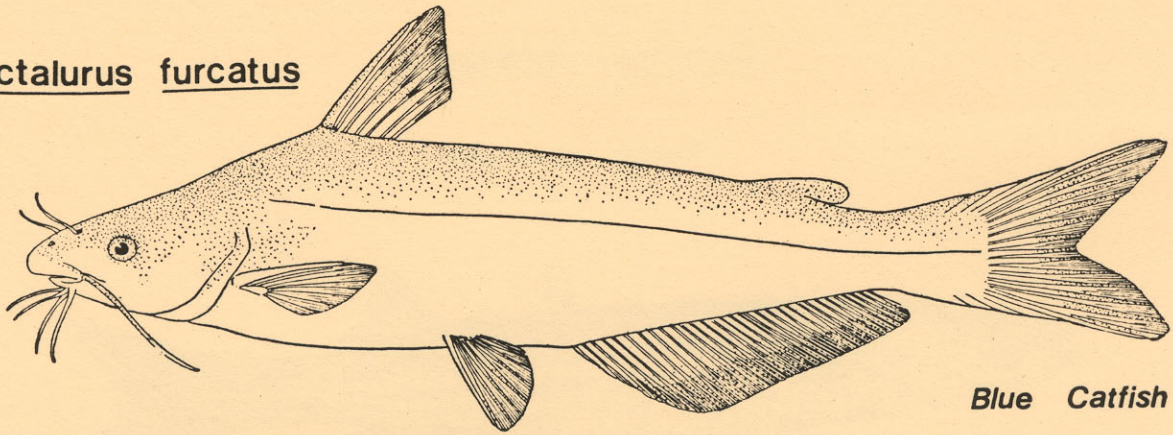
Dorosoma petenense

Threadfin Shad



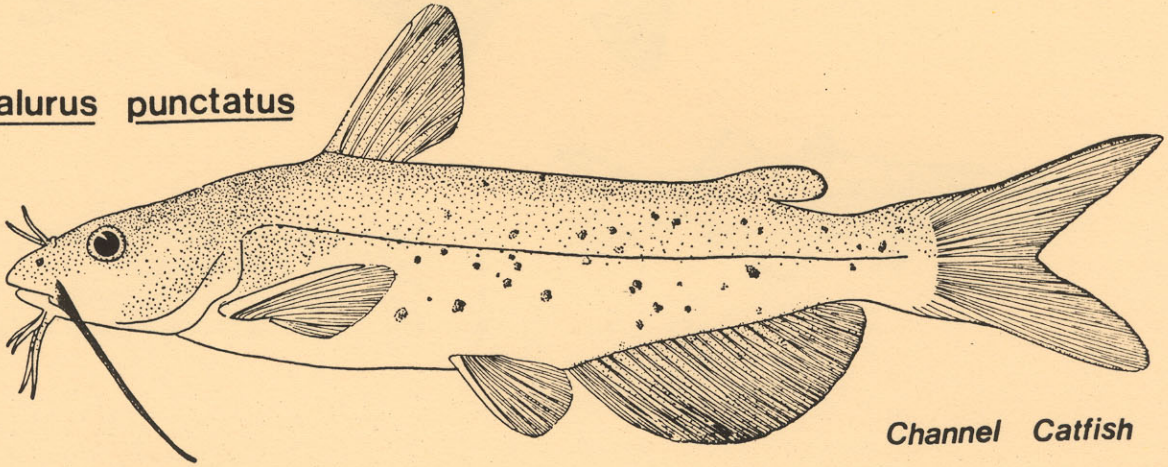
- elongated dorsal filament
- terminal mouth
- no notch in upper jaw

Ictalurus furcatus




Blue Catfish

Ictalurus punctatus




Channel Catfish

Arius felis



Hardhead Catfish



Bagre marinus



Gafftopsail Catfish

Membras martinica


Rough Silverside




- back edge of swim bladder straight
- lateral stripe wide
- live body color greenish
- back body pattern rows of dots

Menidia beryllina

Inland Silverside

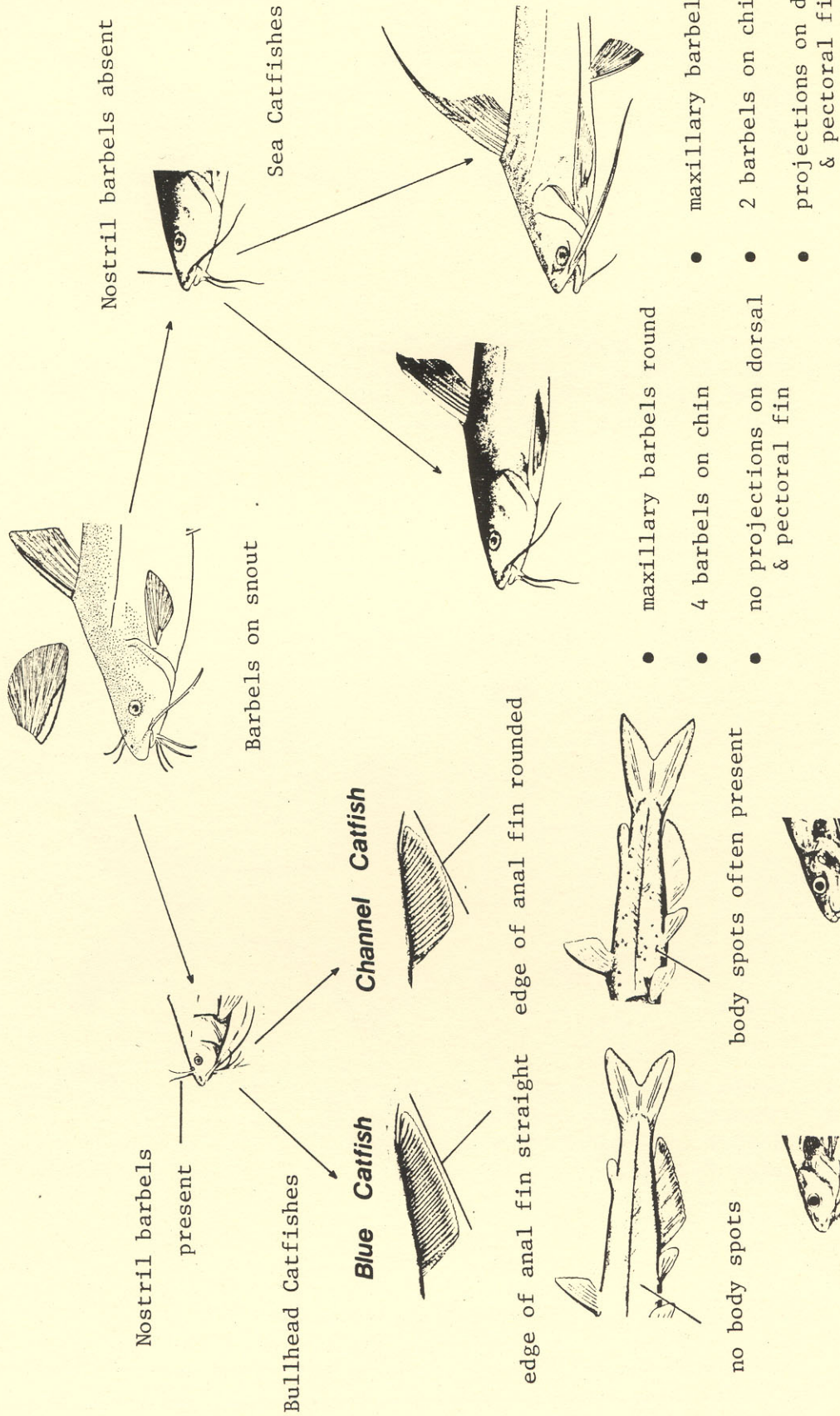


- back edge of swim bladder with projection
- lateral stripe narrow
- live body color yellowish
- back body pattern cross-hatch



Catfish

Spines in Pectoral & Dorsal fins



Nostril barbels present

Bullhead Catfishes

Blue Catfish

Channel Catfish

edge of anal fin straight

edge of anal fin rounded

no body spots

body spots often present

thin barbels

thick barbels

usually gray

usually black

Barbels on snout

Nostril barbels absent

Sea Catfishes

maxillary barbels round

maxillary barbels flat

4 barbels on chin

2 barbels on chin

no projections on dorsal & pectoral fin

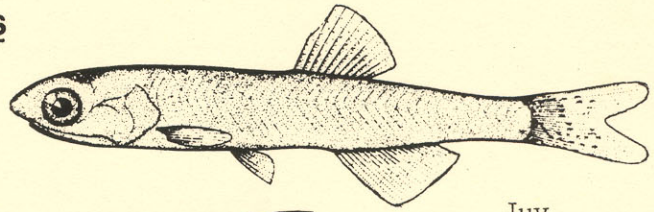
projections on dorsal & pectoral fin

Hardhead Catfish

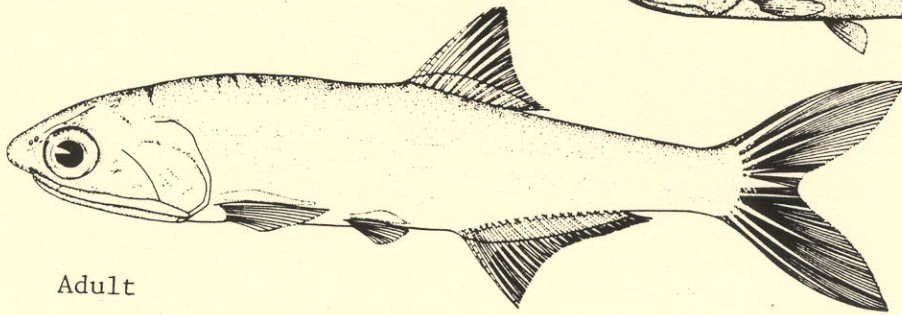
Gafftopsail Catfish

Anchoa hepsetus

Striped Anchovy

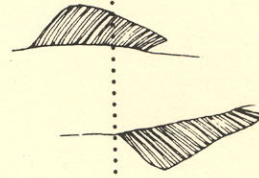


Juv



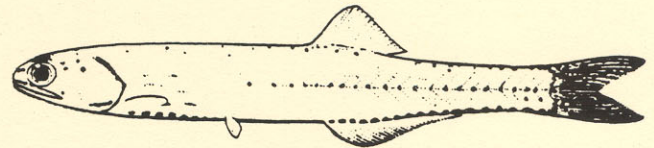
Adult

- subterminal mouth, fish has "nose"
- anal fin under back part of dorsal fin
- broad, well-defined lateral silver band
- anal fin shorter: 18-23 rays

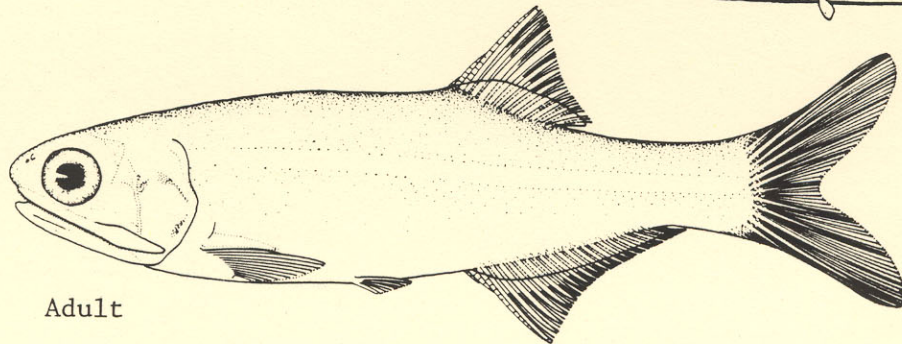


Anchoa mitchilli

Bay Anchovy

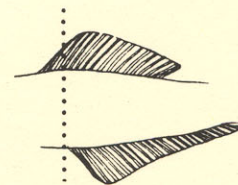


Juv




Adult

- mouth almost terminal, rounded head
- anal fin almost even with dorsal fin
- lateral silver band less defined
- anal fin longer: 24-30 rays



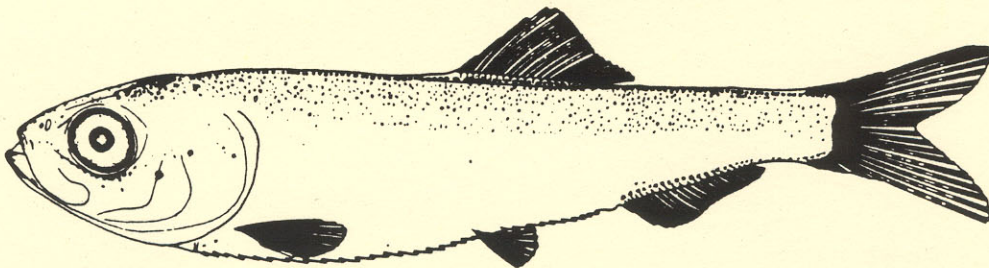
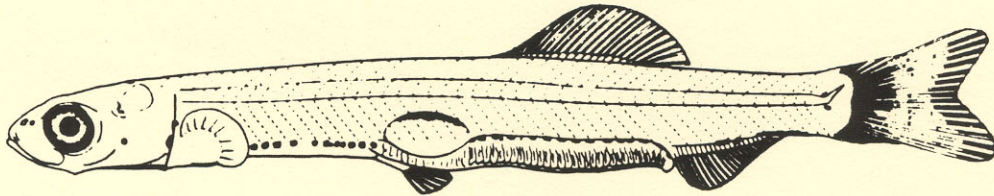
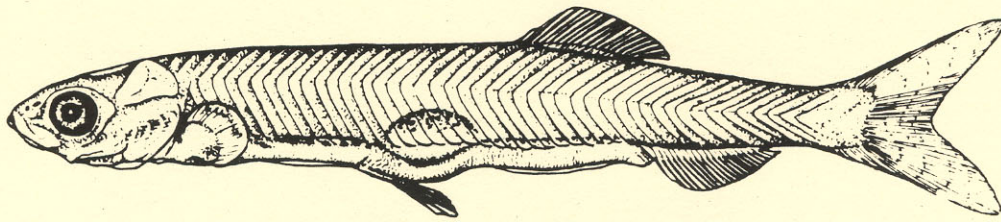
————— *Striped Anchovy*

————— *Bay Anchovy*

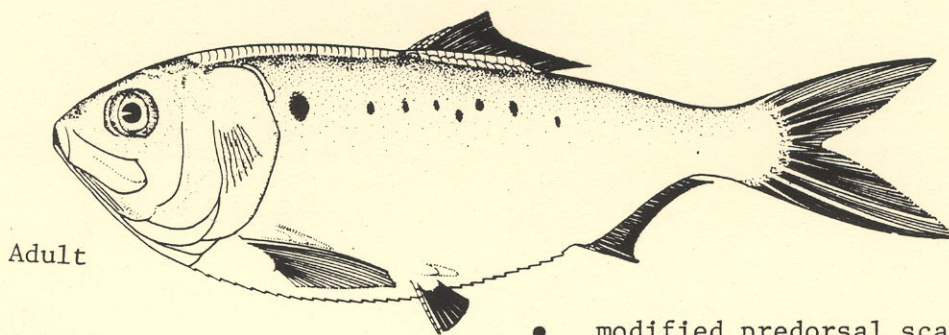


Brevoortia patronus

Gulf Menhaden

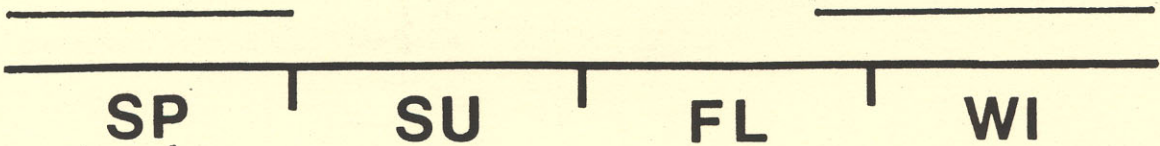


Juveniles (pre-transformed-transformed)



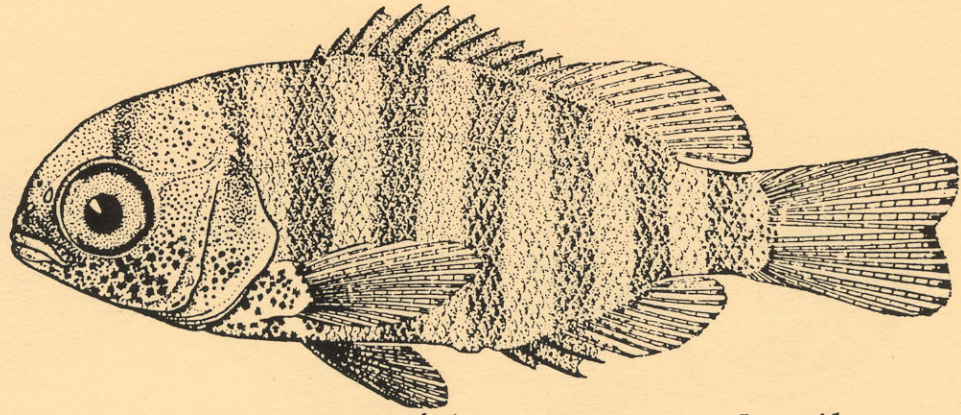
Adult

- modified predorsal scales
- no elongate dorsal filaments
- ventral body shape deeply curved

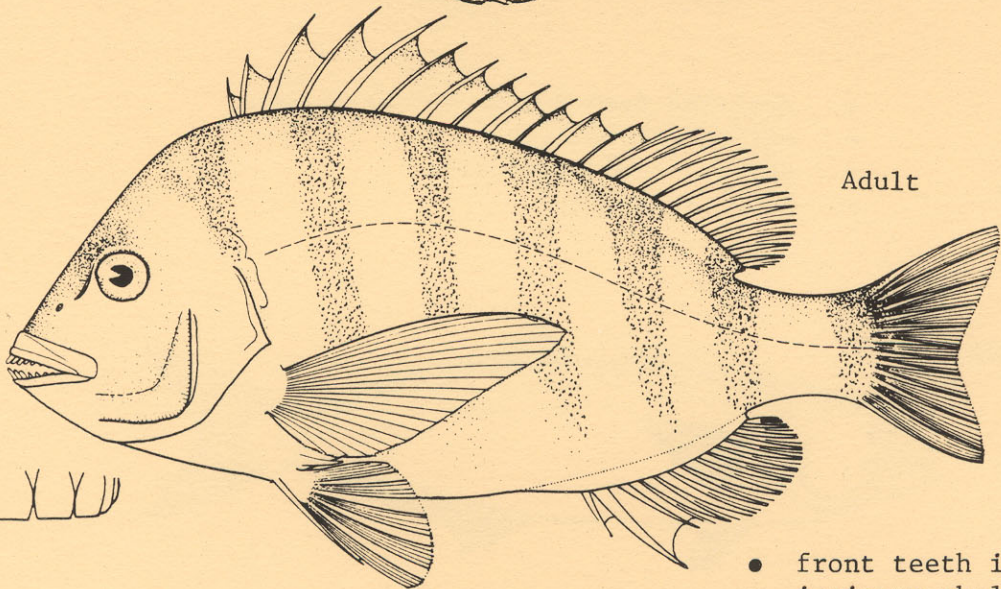
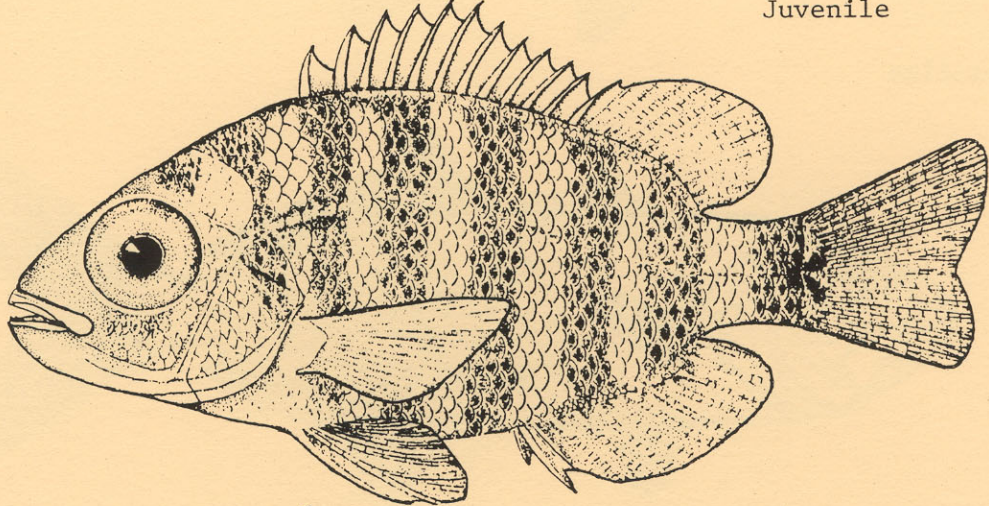


Archosargus probatocephalus

Sheepshead

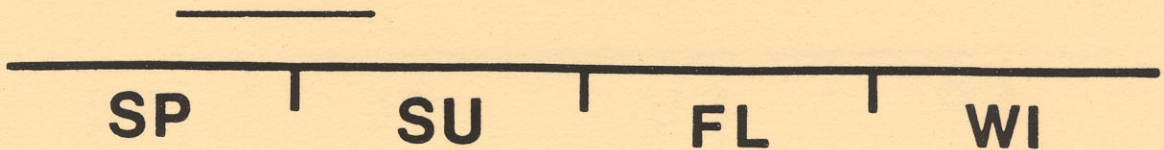


Juvenile




Adult

- front teeth incisors
- incisors whole
- wide black body bars




Pomatomus saltatrix

Bluefish


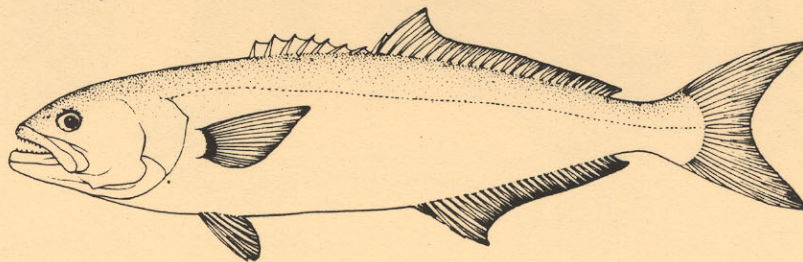


Juveniles



- Anal fin preceded by 2 free spines
- strong canine teeth
- scales of moderate size
- body "jack-like"

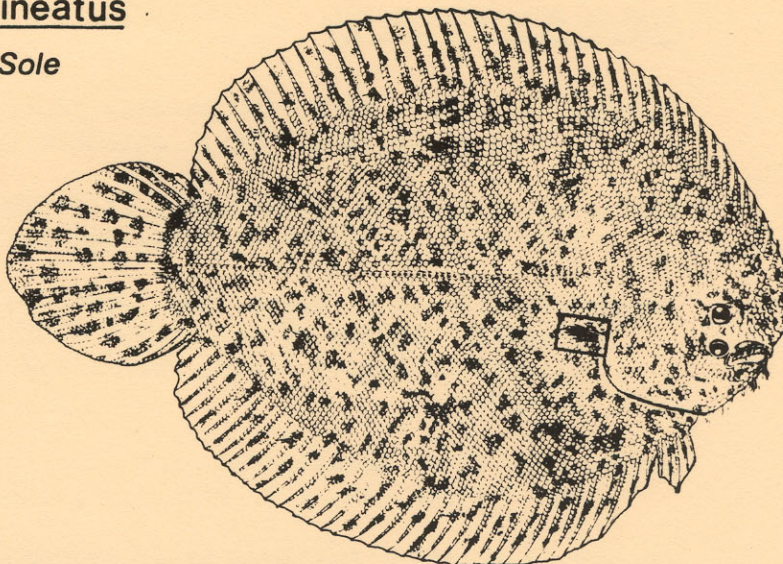
Adult



Achirus lineatus

Lined Sole

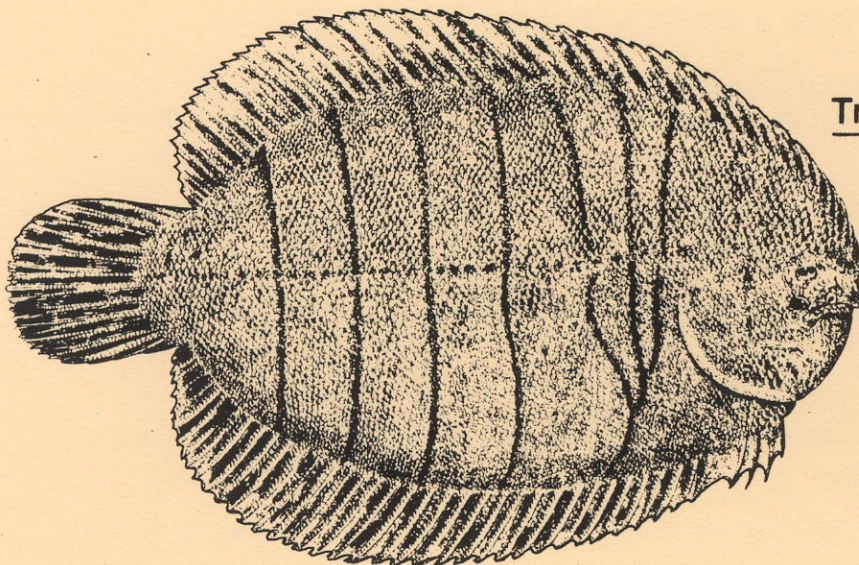
- pectoral fin present
- body profile rounded
- body scaled



Trinectes maculatus

Hogchoker

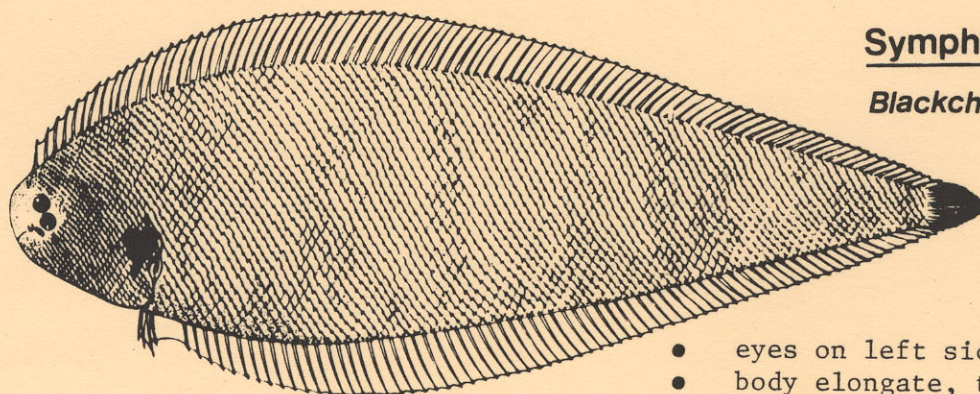
- pectoral fin absent
- body profile ovoid
- body scaled



Symphurus plagiosa


Blackcheek Tonguefish

- eyes on left side
- body elongate, tapering towards tail
- tail continuous with other fins




Mugil curema

White Mullet

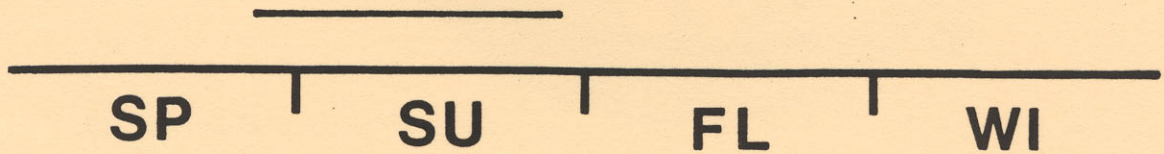


Juvenile



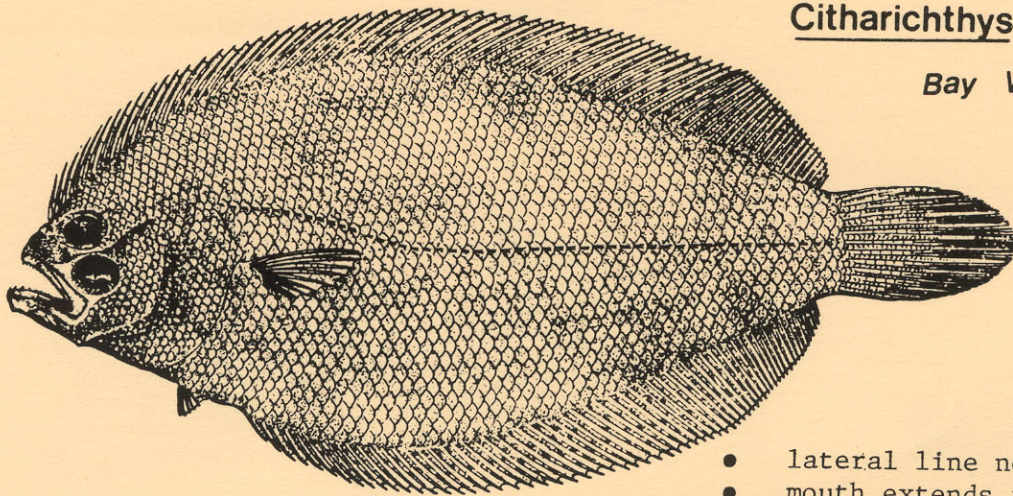
Adult

- head scaled
- 3 anal spines
- ventral fins abdominal
- adipose eyelid
- body stripes indistinct
- opercle with gold
- median fins scaled
- anal fin with 12 elements (III-9)



Citharichthys spilopterus

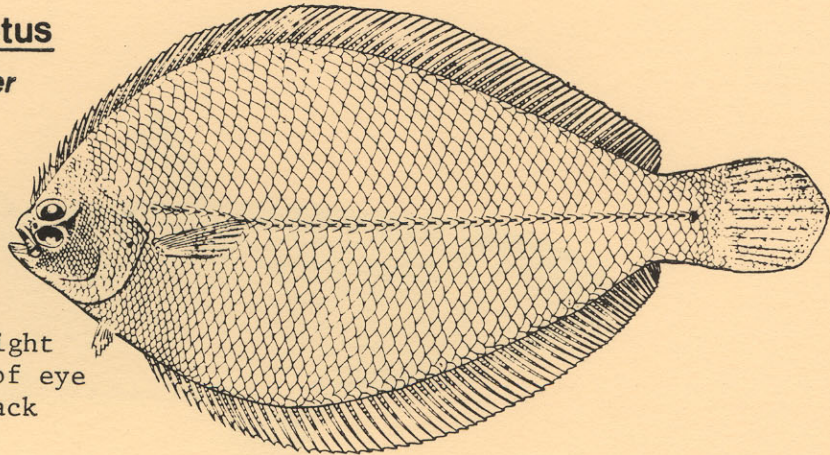
Bay Whiff



- lateral line nearly straight
- mouth extends to about middle of
- fins usually with spotted or light bar pattern

Etropus crossotus

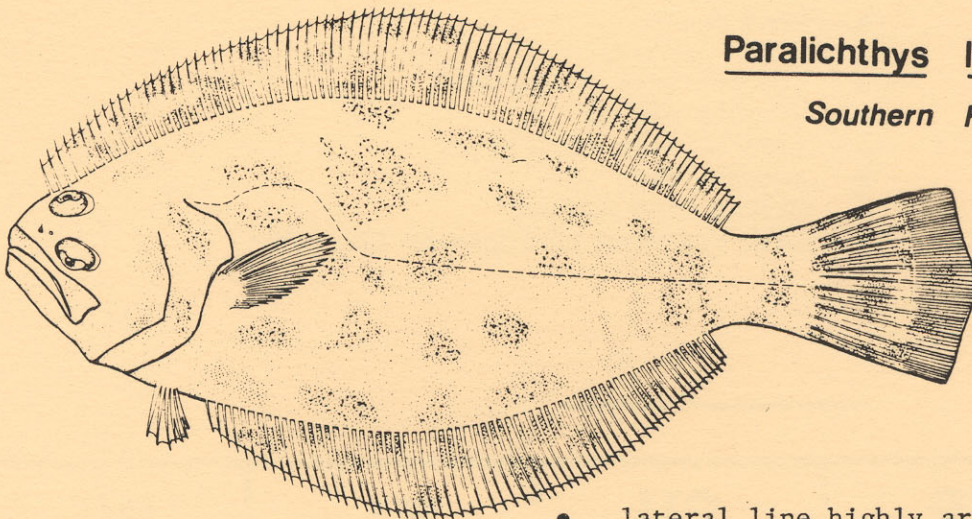
Fringed Flounder



- lateral line nearly straight
- mouth smaller, to front of eye
- caudal often edged in black

Paralichthys lethostigma


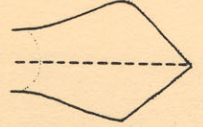
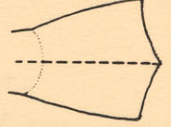
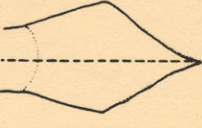
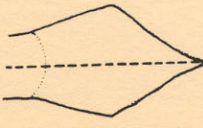
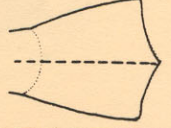
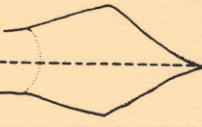
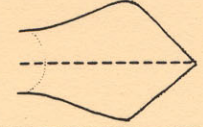

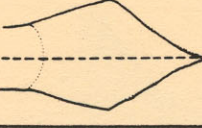
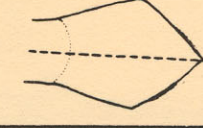
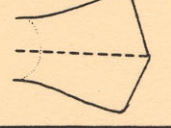
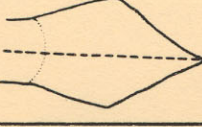
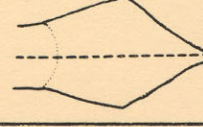
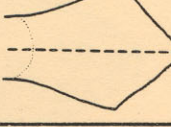
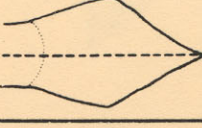
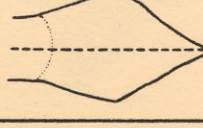
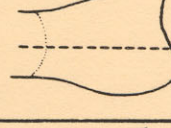

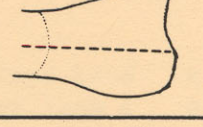
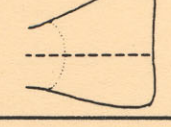
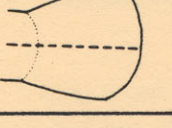

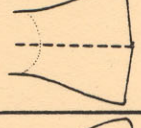

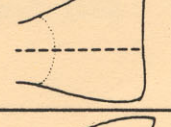
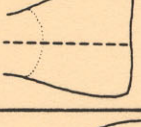

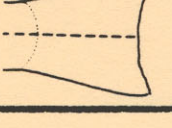
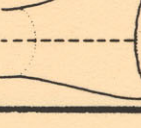
Southern Flounder



- lateral line highly arched
- mouth large, to back of eye
- ocular side pelvic fin not on median line

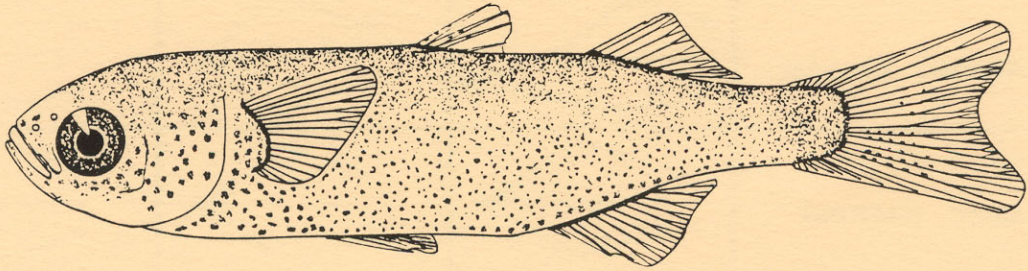
Sciaenidae

TAIL SHAPE


SPECIES	JUVENILE	SUBADULT	ADULT
<i>Atlantic Croaker</i>			
<i>Sand Seatrout</i>			
<i>Spotted Seatrout</i>			
<i>Banded Drum</i>			
<i>Star Drum</i>			
<i>Southern Kingfish</i>			
<i>Red Drum</i>			
<i>Silver Perch</i>			
<i>Black Drum</i>			
<i>Spot</i>			

Mugil cephalus

Striped Mullet

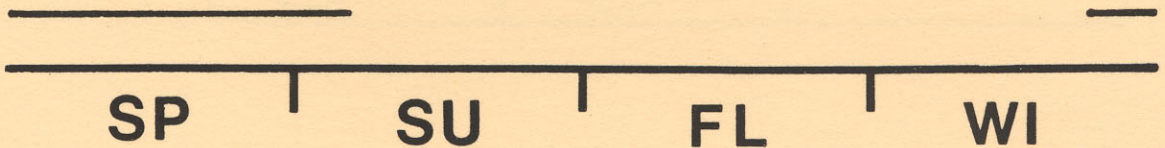


Juvenile



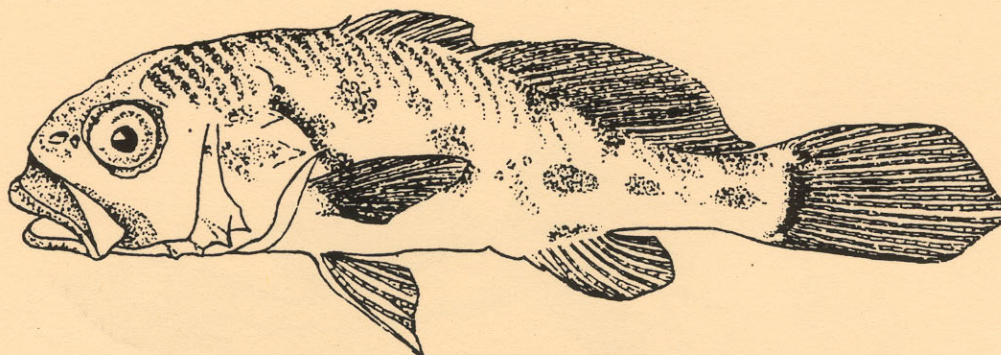
Adult

- head scaled
- 3 anal spines
- ventral fins abdominal
- adipose eyelid
- body striped
- opercle silver or dark
- median fins not scaled
- anal fin with 11 elements (III-8)




Sciaenops ocellatus

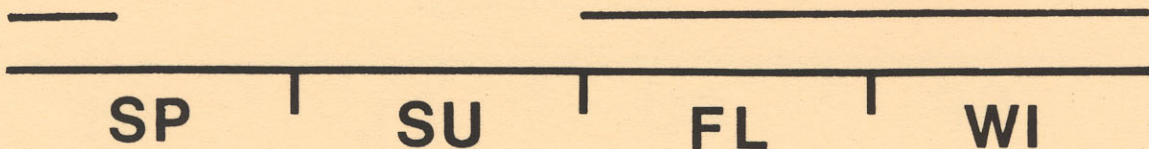
Red Drum



Juvenile




- no barbels or "fangs"
- young with slightly pointed tail
- adults with S-shaped to square tail
- young with coarse body blotches
- adults with 1 to several posterior body spots
- subadults-adults with orange-copper body color

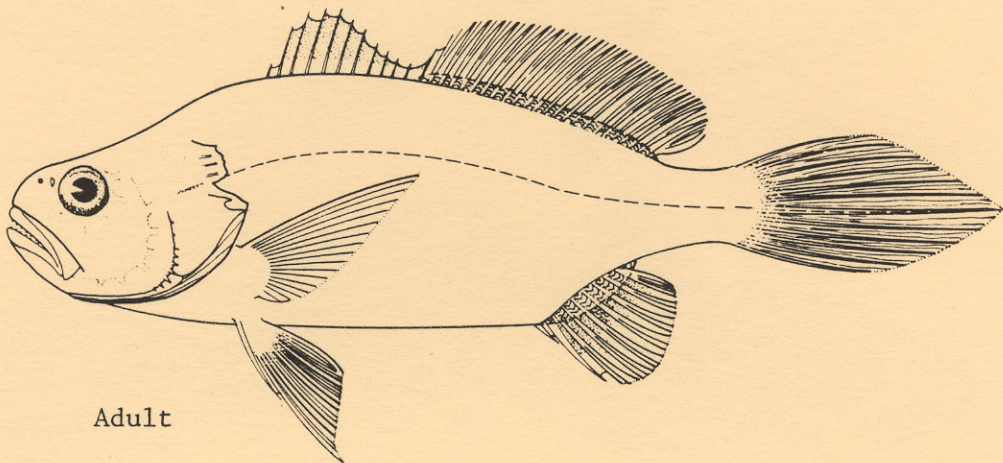


Stellifer lanceolatus

Star Drum



Juvenile



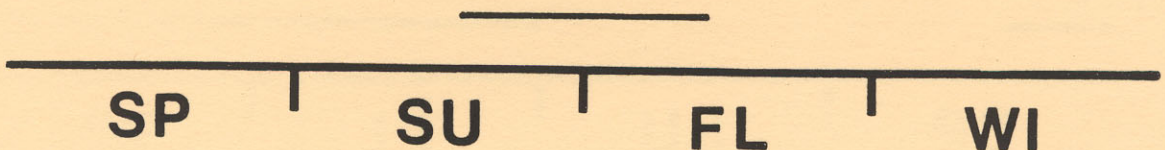
Adult

- no barbels or "fangs"
- mouth terminal
- area between eyes cavernous
- tail pointed at all sizes
- anal fin with 7-8 rays

cavernous canals

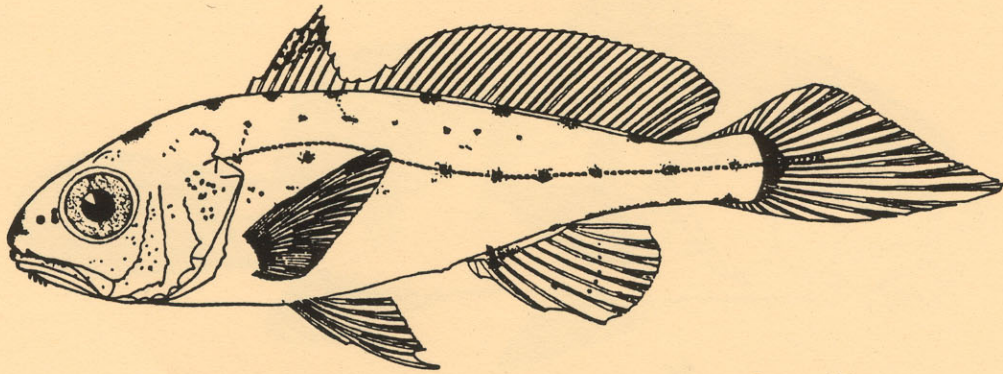


top of head

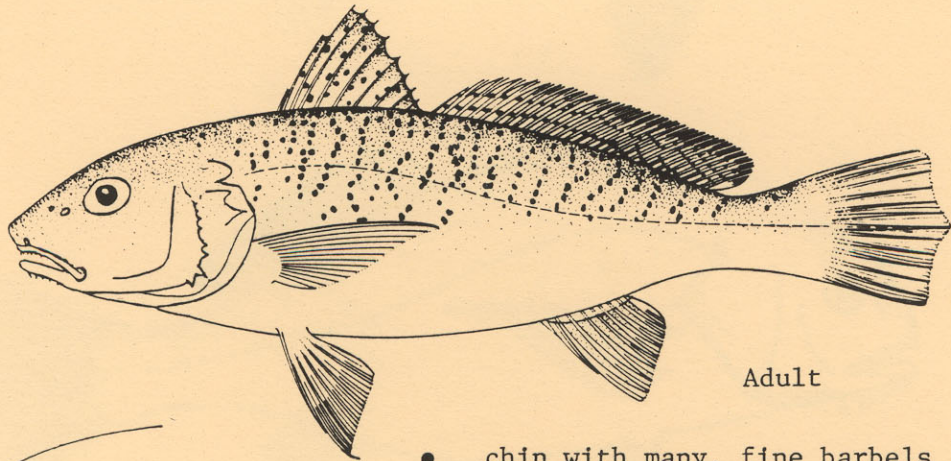



Micropogonias undulatus


Atlantic Croaker



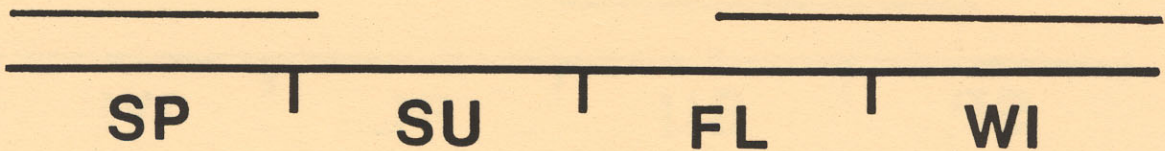
Juvenile



Adult




- chin with many, fine barbels
- side of head with opercular spines
- young with long, offset, pointed tail
- young with some light blotches
- adults with irregular body streaks
- adult tail with slight point in center





Pogonias cromis

Black Drum

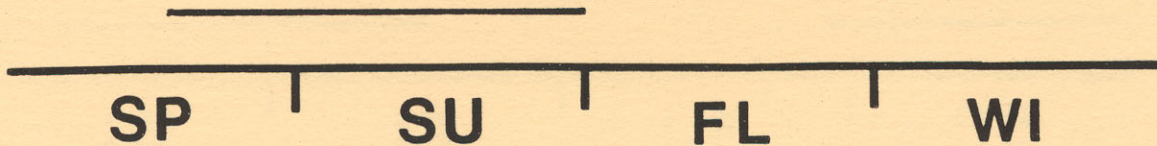


Juvenile




Adult

- chin with many, coarse barbels
- body with wide black bands, fading in large adults
- tail rounded in young, square in adults





Leiostomus xanthurus

Spot

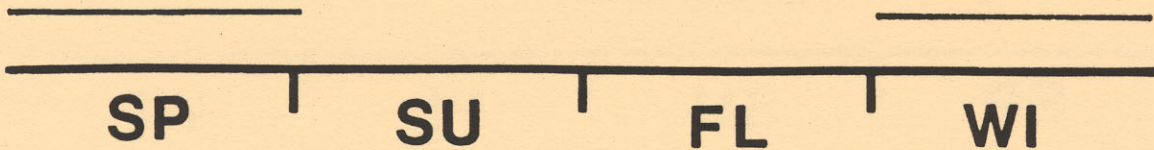


Juvenile




Adult

- no barbels or "fangs"
- tail square to lunate in all sizes
- young blotched, adults with shoulder spot

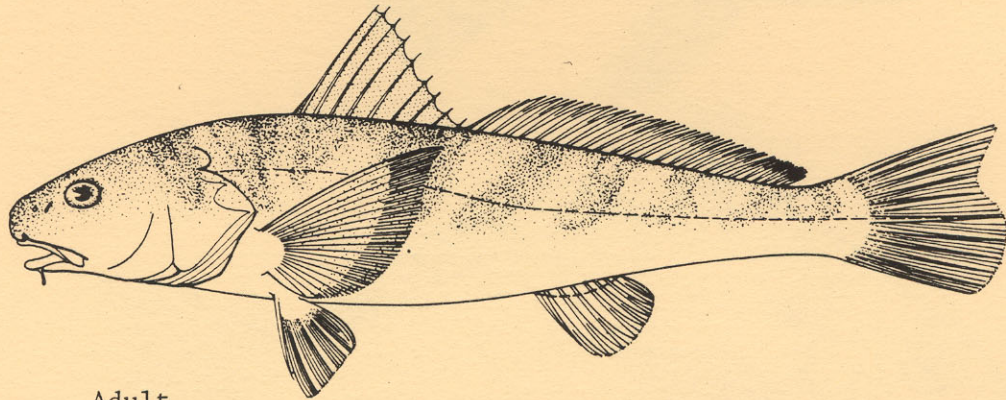



Menticirrhus americanus

Southern Kingfish

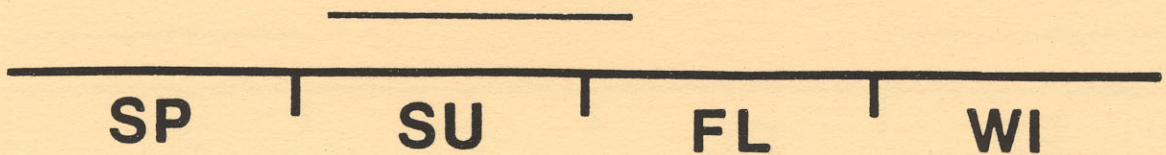


Juvenile



Adult

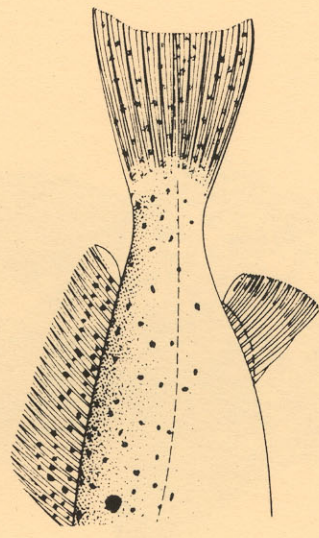
- lower jaw with one, thick barbel
- body silver, some blotches present
- young with long, pointed tail
- adults with S-shaped tail
- anal fin with only 1 spine



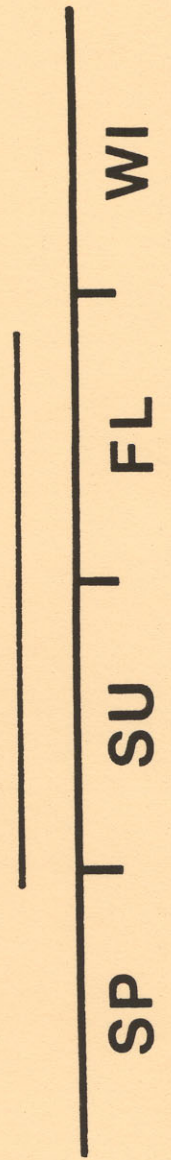
Spotted Seatrout



Adult

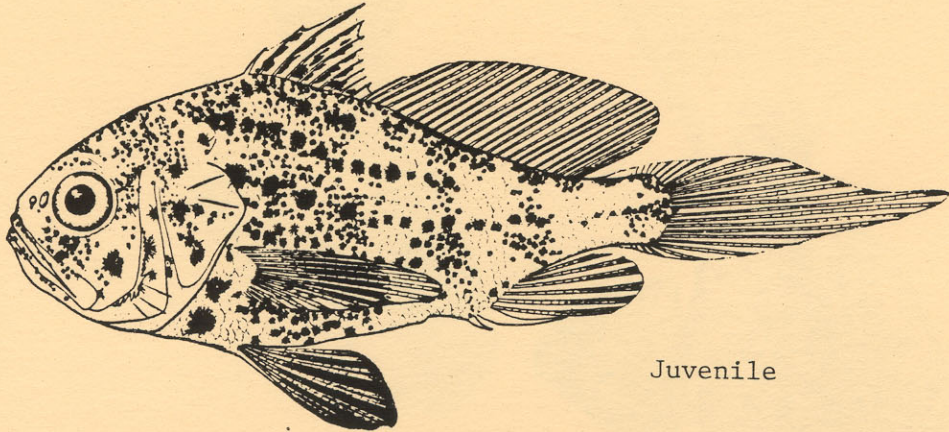


- large canine teeth in upper jaw
- small juveniles with lateral stripe
- juveniles mottled
- adults with many body and fin spots
- juvenile with pointed tail
- adult with nearly truncate tail
- young similar body pattern to young of largemouth bass




Larimus fasciatus

Banded Drum

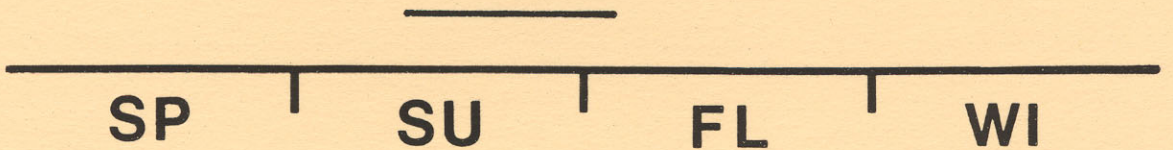


Juvenile




Adult

- body banded
- no barbels or "fangs"
- young with pointed tail
- adults with convex tail
- anal fin with 5 or 6 rays

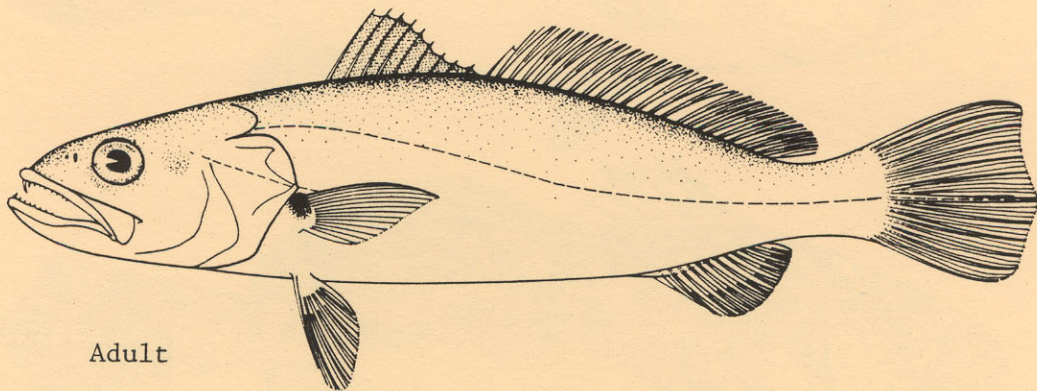



Cynoscion arenarius

Sand Seatrout

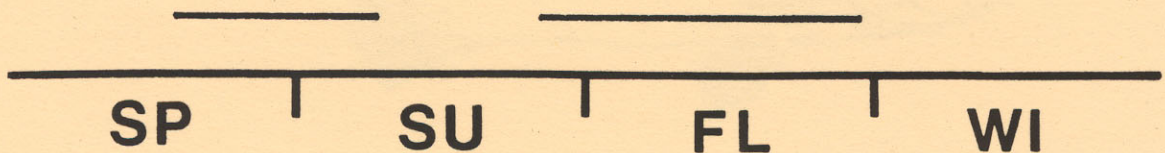


Juvenile




Adult

- large canine teeth in upper jaw
- juvenile with pointed tail
- adult with no body markings
- anal fin with 11 rays



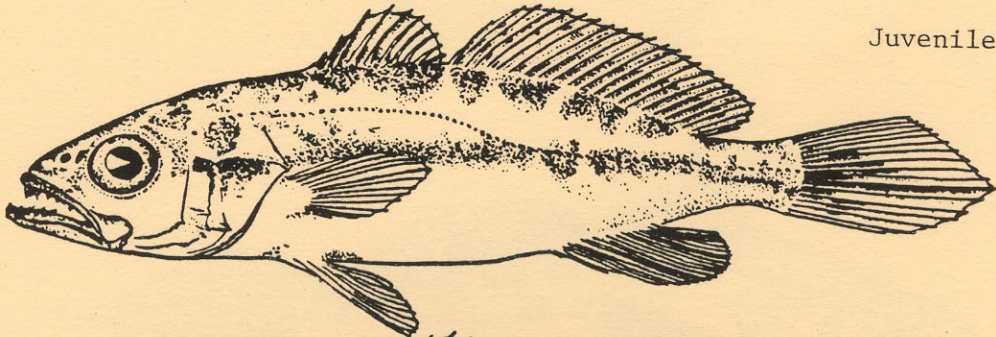


Cynoscion nebulosus


Spotted Seatrout



Juvenile

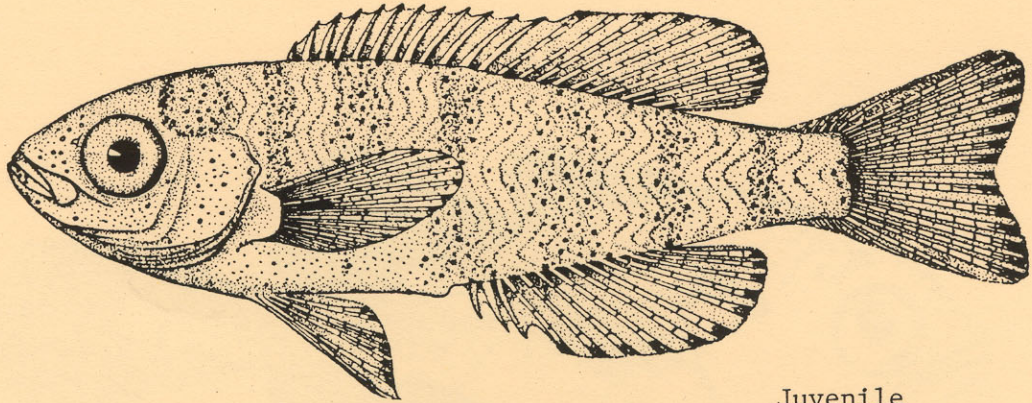


Juvenile

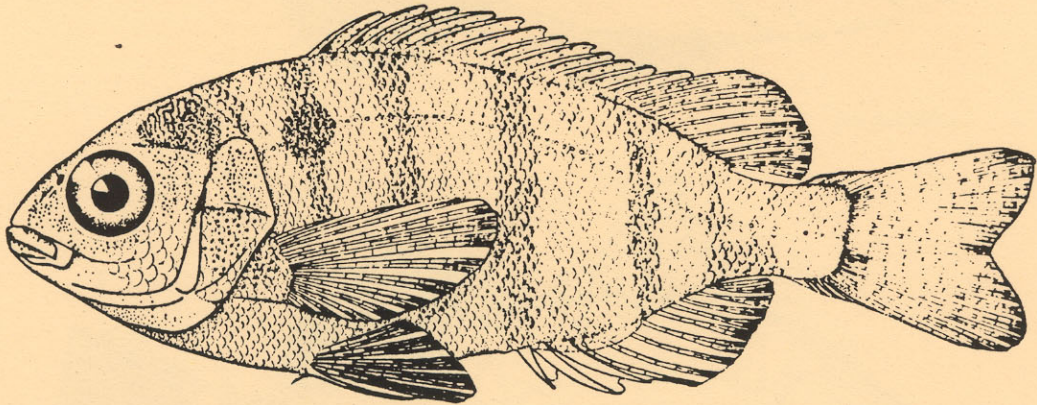


Lagodon rhomboides

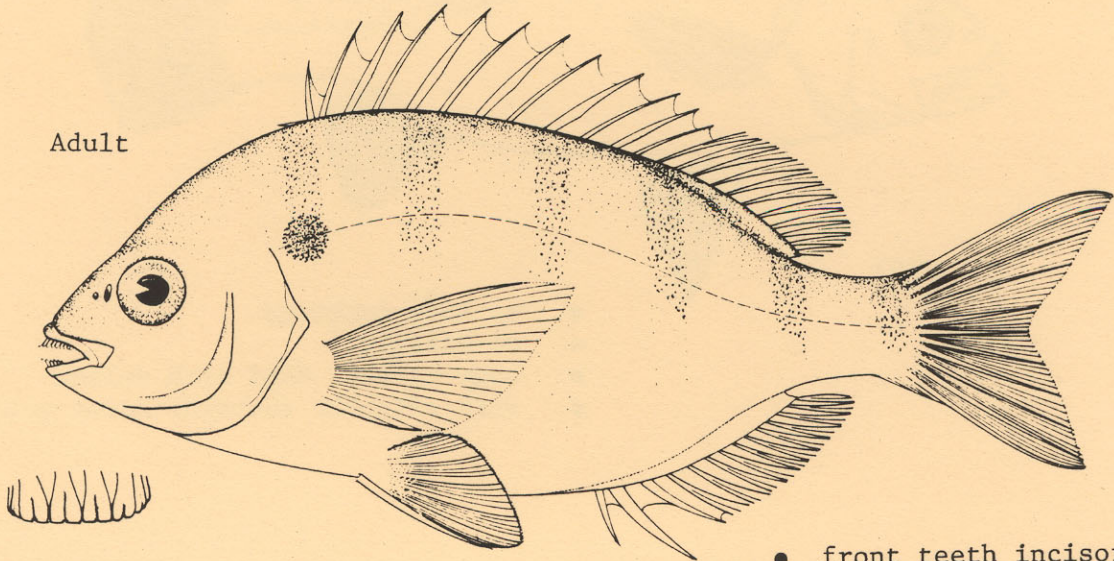
Pinfish



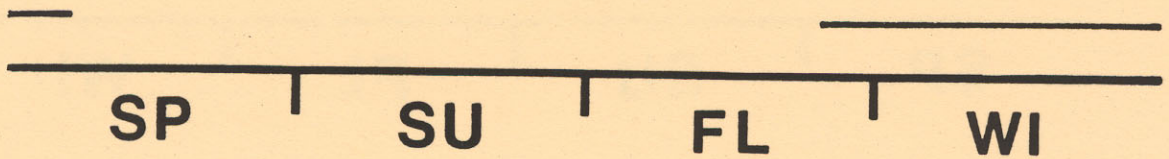
Juvenile



Adult

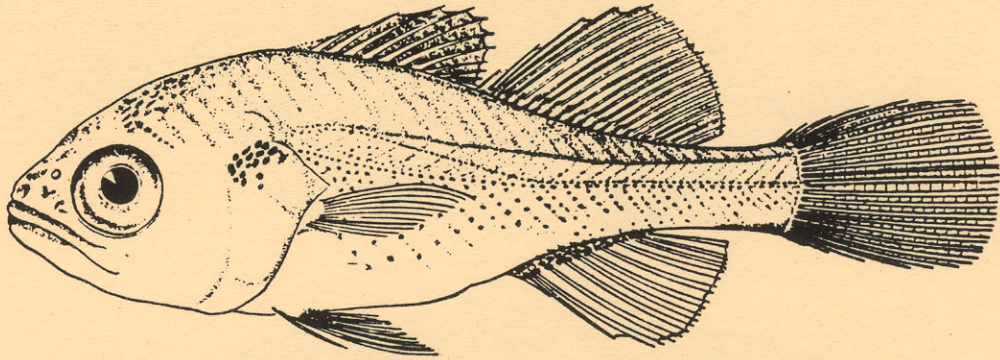


- front teeth incisors
- incisors notched
- dark shoulder spot

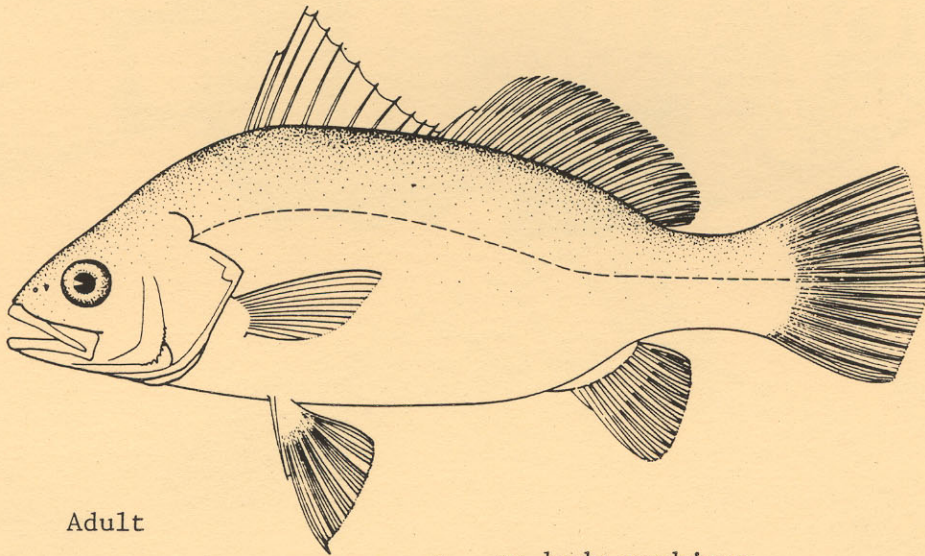


Bairdiella chrysoura

Silver Perch



Juvenile



Adult

- no body markings
- no barbels
- body silver, fins with yellow
- tail slightly rounded, never pointed

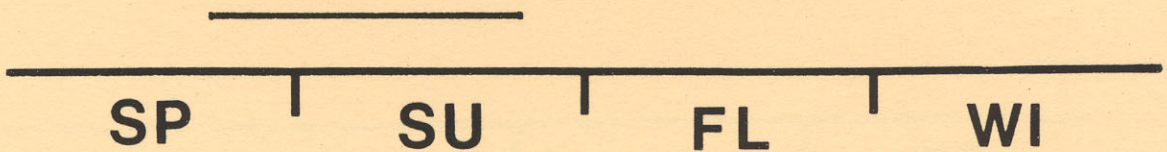


Figure Acknowledgement

- Fischer, W. (ed.). 1978. FAO species identification sheets for fishery purposes. Western Central Atlantic (Fishing Area 31). Vol. 1-7.
- Fritzsche, R.A. 1978. Development of fishes of the Mid-Atlantic Bight. Vol. V. U.S. Fish & Wildlife Service. FWS/OBS-78/12.
- Greenwood, P.H., D.E. Rosen, S.H. Weitzman, and G.S. Myers. 1966. Phyletic studies of teleostean fishes, with a provisional classification of living forms. Bull. Amer. Mus. Nat. Hist. 131(4).
- Hardy, J.D. 1978. Development of fishes of the Mid-Atlantic Bight. Vol. II and III. U.S. Fish & Wildlife Service. FWS/OBS-78/12.
- Johnson, G.D. 1978. Development of fishes of the Mid-Atlantic Bight. Vol. IV. U.S. Fish & Wildlife Service. FWS/OBS-78/12.
- Jones, P.W., F.D. Martin, and J.D. Hardy. 1978. Development of fishes of the Mid-Atlantic Bight. Vol. I. U.S. Fish & Wildlife Service. FWS/OBS-78/12.
- Mahood, R.K. 1974. Seatrout of the genus Cynoscion in coastal waters of Georgia. Georgia Dept. Nat. Res. Contr. No. 26.
- Martin, F.D. and G.E. Drewry. 1978. Development of fishes of the Mid-Atlantic Bight. Vol. VI. U.S. Fish & Wildlife Service. FWS/OBS-78/12.
- Pflieger, W.L. 1975. The fishes of Missouri. Missouri Dept. Cons. Jefferson City.
- Trautman, M.B. 1957. Fishes of Ohio. Ohio State Univ. Press. Columbus.